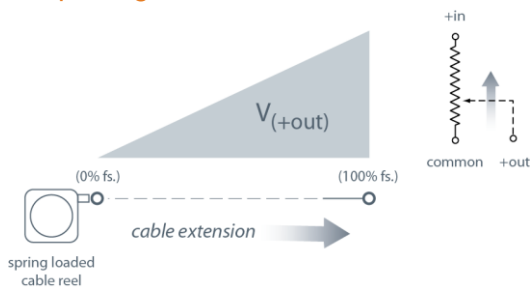




The Z115 Cable-Extension Transducer is a compact, flexible and highly accurate linear position measurement device that can be engineered to OEM specifications.

The standard Z115, can be simply modified to meet specific requirements. Circuits can be added for regulated output. Designs are available with and without covers and can be engineered for drop-in replacement of current assemblies. They allow for custom mounting, custom electrical connections and customer-specified life testing. Quantities are available as small as 100 units.

Output Signal



Z115

Cable Actuated Sensor

OEM Series • Voltage Divider Output

Ranges: 0–100 to 0–1000 mm

Compact, Open Frame Design

OEM Applications • Customer Specific Design

100-piece Minimum Order

General

Full Stroke Range	0-100 to 0-1000 mm
Spool Circumference	58 mm, 115 mm (range dependent)
Output Signal	voltage divider (potentiometer)
Accuracy	+0.25 to +0.15% of F.S.*
Repeatability	+0.15% to +0.075% of F.S.*
Resolution	essentially infinite
Measuring Cable	0.034-in dia. nylon-coated stainless steel
Sensor	plastic-hybrid precision potentiometer
Frame Material	zinc-plated steel
Cover Material	plastic
Weight, max.	1 lb.

Electrical

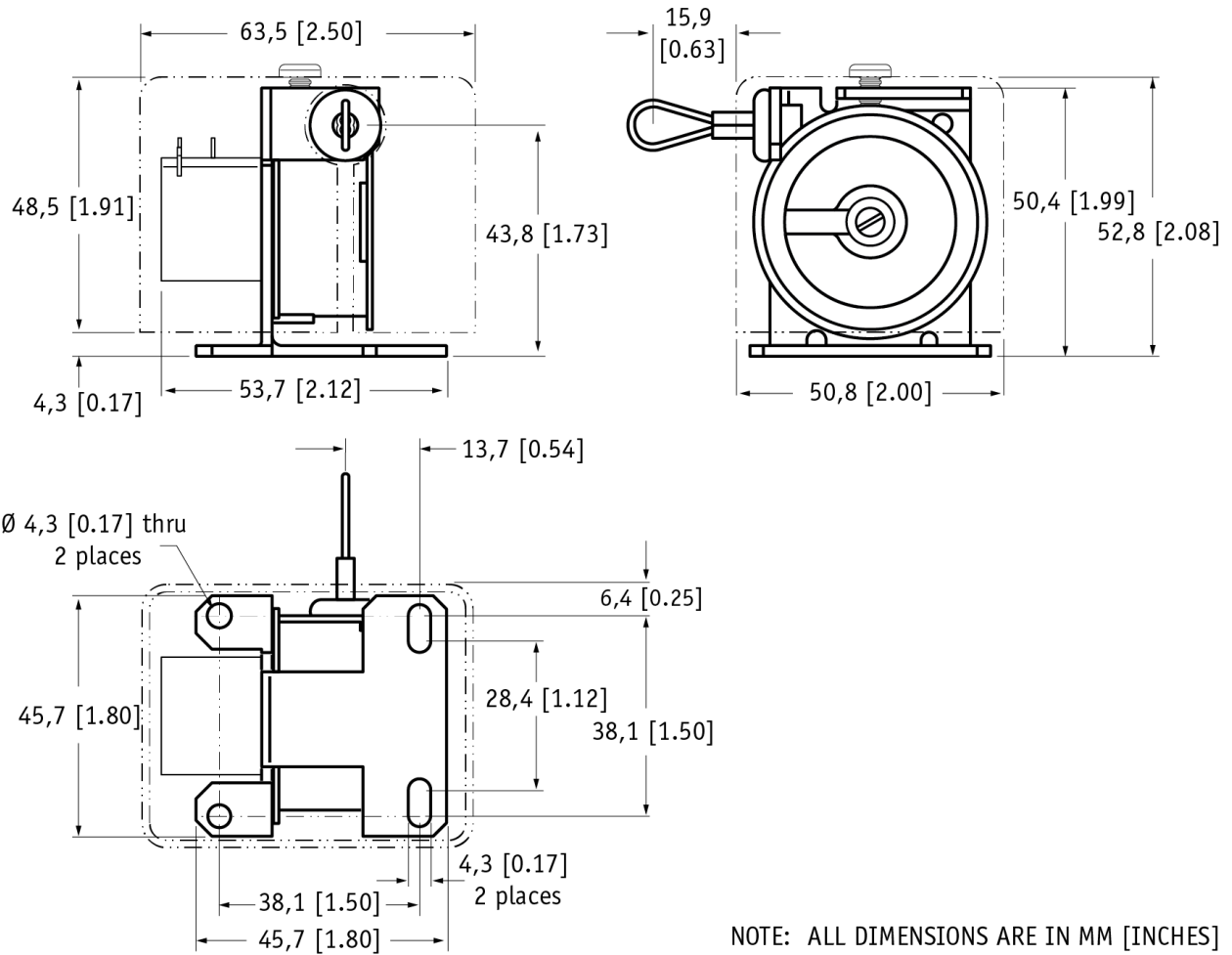
Input Resistance	500 or 10K ohms (+10%)
Power Rating, Watts	2.0 at 25°C derating to 0 at 105°C

Environmental

Operating Temperature	-25°C to +105°C
Temperature Coefficient of Potentiometer	+100ppm/°C, -150ppm/°C

*specifications may vary with configuration, please consult factory

Outline Drawing



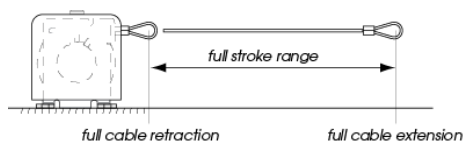
Ordering Information

Application:

<please provide a brief description of application. Include exact stroke range, velocity of stroke and estimated number of cycles per year.>

Full Stroke Range:

<Select available range or specify complete requirements>

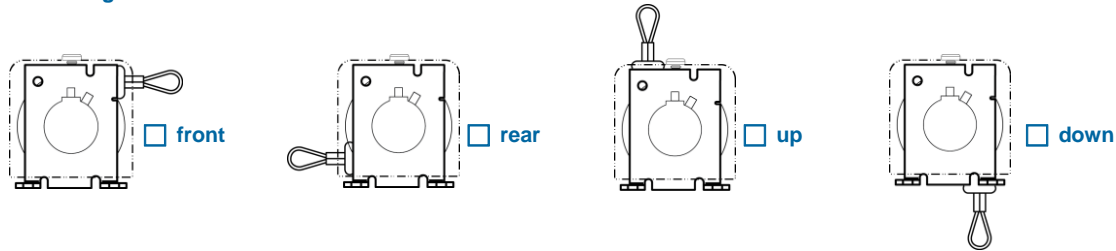


full stroke range (mm):	50	100	275	550	1100
spool circumference (mm):	58	115	58	58	115
potentiometer turns:	1	1	5	10	10
spring tension, ±30% (oz):	10	7	10	10	7

Z115

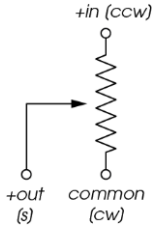
OEM Series • Voltage Divider Output

Measuring Cable Exit:



Potentiometer:


<Select value or specify complete requirements including value, voltage and linearity and estimated number of cycles per year>



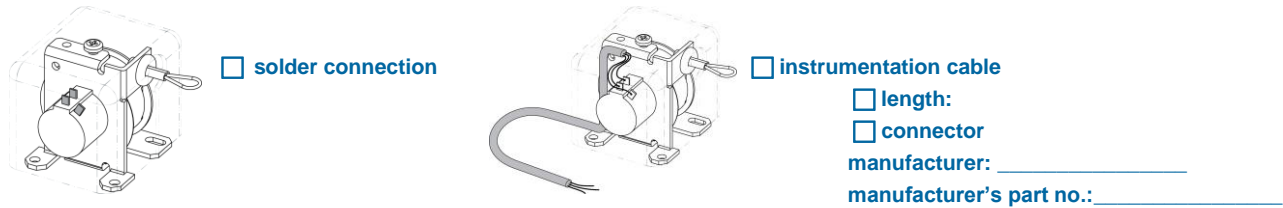
- 500 Ω 10K Ω other:

Enclosure:

<Select no cover or specify custom enclosure requirements>



Electrical Connection:



NORTH AMERICA

Measurement Specialties, Inc.,
 a TE Connectivity company
 20630 Plummer Street
 Chatsworth, CA 91311
 Tel +1 800 423 5483
 Tel +1 818 701 2750
 Fax +1 818 701 2799
 info@celesco.com

TE.com/sensorsolutions

Measurement Specialties, Inc., a TE Connectivity company.

Measurement Specialties, TE Connectivity, TE Connectivity (logo) and EVERY CONNECTION COUNTS are trademarks. All other logos, products and/or company names referred to herein might be trademarks of their respective owners.

The information given herein, including drawings, illustrations and schematics which are intended for illustration purposes only, is believed to be reliable. However, TE Connectivity makes no warranties as to its accuracy or completeness and disclaims any liability in connection with its use. TE Connectivity's obligations shall only be as set forth in TE Connectivity's Standard Terms and Conditions of Sale for this product and in no case will TE Connectivity be liable for any incidental, indirect or consequential damages arising out of the sale, resale, use or misuse of the product. Users of TE Connectivity products should make their own evaluation to determine the suitability of each such product for the specific application.

© 2015 TE Connectivity Ltd. family of companies All Rights Reserved.

Z115 12/01/2015