

XAM-IC



- In-Line Current Amplifier
- Small dimensions
- Cable Gland or Connector Output

DESCRIPTION

In conjunction with its sensors, Measurement Specialties, Inc. offers a wide range of conditioning electronics. The XAM-IC In-line amplifier provides the user with a compact module translating the output from any Wheatstone bridge transducer into a 4 to 20 mA output on 2 wires.

The zero for a 4 mA output can be adjusted by a potentiometer, externally accessible. The gain is usually factory set, but a gain set potentiometer allows individual fine tuning.

The XAM-IC requires 10 Vdc to 36 Vdc power supply and is protected against reverse polarity.

For easy installation, the standard version is supplied with a miniature connector on the sensor's side, but it can also be delivered with cable glands and 1 m cable on each side, or with a second connector.

With its rugged and compact metallic housing the XAM-IC is suited for on-board applications.

FEATURES

- Current Output 4...20 mA (current loop)
- Power Supply 10 to 36 V
- Suited for Wheatstone Bridge Sensors
- Zero and Gain adjustments by trimmers
- Connector and / or Sealed Cable Output

APPLICATIONS

- Suited for Wheatstone Bridge Sensors
- For on board sensor installation
- Laboratory and Research

XAM-IC

PERFORMANCE SPECIFICATIONS

Ambient Temperature: 20±1°C (unless otherwise specified)

General Characteristics

Case Material	Aluminum Alloy
Connections	Cable gland and/or miniature connector
Wiring	Shielded cable to power supply (version CP) or sensor (version PC), standard length 2m [6.5ft]
Operating Temperature	-10°C to 80°C [14 to 176°F]
Storage Temperature	-20°C to 100°C [-4 to 212°F]
Weight w/o cable	< 30 g [.066 lb]

Electrical Characteristics

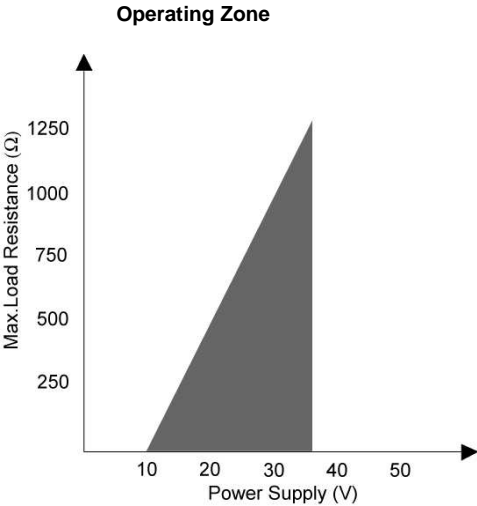
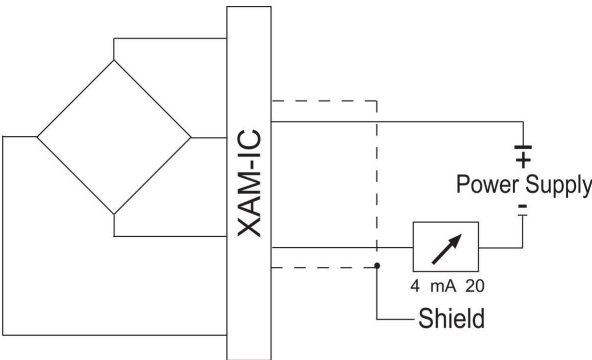
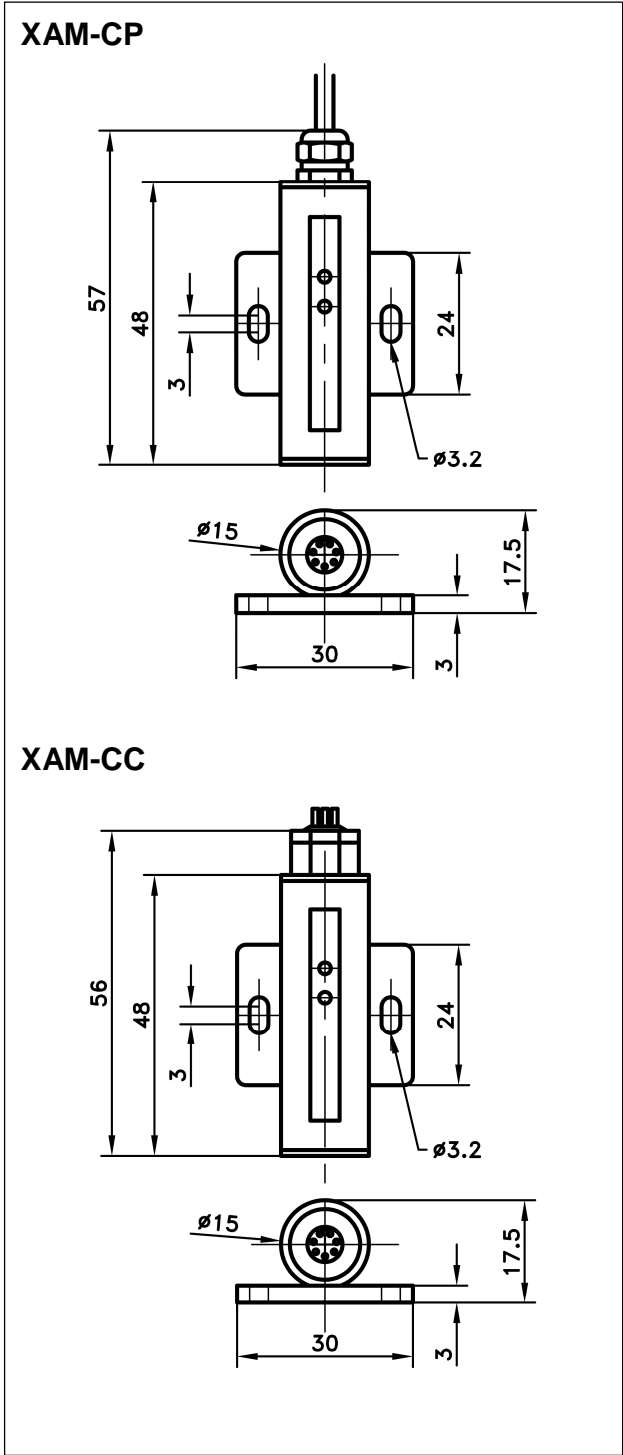
Power Required	10 to 36 Vdc
Output Signal	4 to 20 mA (2 wires)
Sensor Supply Voltage	2.5 Vdc ± 5 %
Sensor output	4 to 400 mV F.S.
Output Drift	0.035 % F.S./°C typical
Input Impedance	1 GΩ
Output Current	25 mA max
Current Consumption	25 mA max
Common Mode Ratio Rejection	>95 dB min
Input Protection	Reverse Polarity Protected and Surge Suppressor

Amplifier Performance

Gain G	0.4 mA/mV to 4 mA/mV
Gain Adjust Potentiometer	± 10 %
Frequency Response (-3dB)	400 to 4000 Hz

XAM-IC

DIMENSIONS & WIRING SCHEMATIC (IN METRIC)



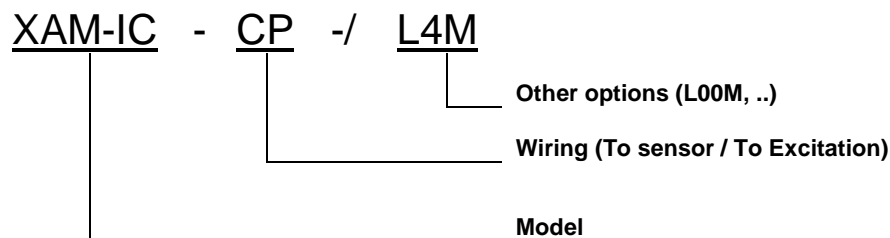
Note :
Cable and interconnection resistances
have to be added to the load resistance

XAM-IC

OPTIONS

CP	: Connector (to sensor) / Cable gland (to power supply)
CC	: Connector / Connector
PP	: Cable gland / Cable gland
PC	: Cable gland (to sensor) / Connector (to power supply)
L00M	: Special cable length, replace "00" with total length in meters

ORDERING INFO



NORTH AMERICA

Measurement Specialties, Inc.
 Vibration Design Center
 32 Journey - Suite 150
 Aliso Viejo, CA 92656
 United States USA
 Tel: 1-949-716-0877
 Fax: 1-949-916-5677
t&m@meas-spec.com

EUROPE

Measurement Specialties
 (Europe), Ltd.
 26 Rue des Dames
 78340 Les Clayes-sous-Bois,
 France
 Tel: +33 (0) 130 79 33 00
 Fax: +33 (0) 134 81 03 59
cs.lcsb@meas-spec.com

ASIA

Measurement Specialties
 (China), Ltd.
 No. 26 Langshan Road
 Shenzhen High-Tech Park (North)
 Nanshan District, Shenzhen
 518057
 China
 Tel: +86 755 3330 5088
 Fax: +86 755 3330 5099
pfg.cs.asia@meas-spec.com

The information in this sheet has been carefully reviewed and is believed to be accurate; however, no responsibility is assumed for inaccuracies. Furthermore, this information does not convey to the purchaser of such devices any license under the patent rights to the manufacturer. Measurement Specialties, Inc. reserves the right to make changes without further notice to any product herein. Measurement Specialties, Inc. makes no warranty, representation or guarantee regarding the suitability of its product for any particular purpose, nor does Measurement Specialties, Inc. assume any liability arising out of the application or use of any product or circuit and specifically disclaims any and all liability, including without limitation consequential or incidental damages. Typical parameters can and do vary in different applications. All operating parameters must be validated for each customer application by customer's technical experts. Measurement Specialties, Inc. does not convey any license under its patent rights nor the rights of others.