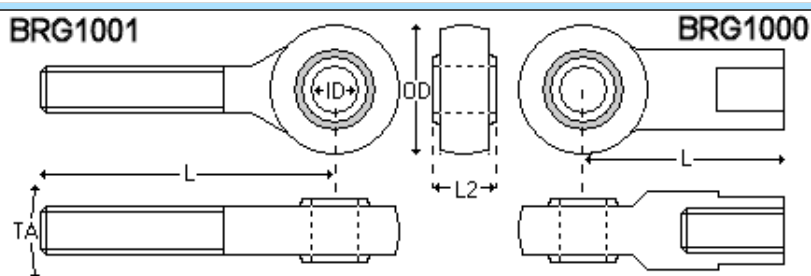




Rod-End Bearings For Captive-Guided Position Transducers



Rod-end bearings can be used with captive type transducers where there may be some mis-alignment

They should not be used horizontally if the transducer range is greater than $\pm 100\text{mm}$. For ranges larger than this you may wish to consider using our [Mounting block](#)



	Type	Thread	L	ID	OD	L2	TA
	BRG1000	M5x0.8, 14mm	27mm	4.987mm to 5.064mm	16mm	8mm	11degrees
	BRG1001	M5x0.8, 20mm	33mm	4.987mm to 5.064mm	16mm	8mm	11degrees

Specification

Major construction material

Plated low carbon steel

Operating temperature range

-35°C to 170°C

Maximum radiation dose

8k Gy

Distribuidor

Brasil e América do Sul

CONTATO

Endereço

Rua Sete de Setembro, 2656 - Centro
13560-181 - São Carlos - SP - Brasil

Telefone

+ 55 (16) 3371-0112
+ 55 (16) 3372-7800

Internet

www.metrolog.net
metrolog@metrolog.net

