



M-12 SERIES

Premium performance
12mm diameter AC LVDT

SPECIFICATIONS

- Premium performance at competitive price
- Low 100ppm/°C temperature coefficient
- Low phase shift
- Metric 12mm housing diameter
- Stroke ranges from ± 10 to ± 100 mm
- Stainless steel housing
- Magnetically shielded
- Imperial or metric threaded core

The **M-12 Series** of layer-wound LVDTs offer premium performance at standard LVDT pricing. The M-12 series are wound with state-of-the-art, computerized winding machines on a ribless bobbin, resulting in the smooth transfer function required for the most demanding materials testing and position feedback applications. Precision distribution and tapering of the layer windings provide an excellent stroke to length ratio, without sacrificing sensor linearity.

A constant sum of the secondary output voltages throughout the linear range insures compatibility with ratiometric signal conditioning schemes for even lower temperature coefficients

The M-12 Series coil designs have been optimized to provide the lowest possible temperature coefficient of sensitivity, while maintaining suitability for operation with extended cable lengths. An internal high-permeability magnetic shield provides protection in the noisiest electromagnetic environments, while the high-quality AISI 304 Series stainless steel housing protects the LVDT from corrosion in aggressive environments.

Like in most of our LVDTs, the M-12 windings are vacuum impregnated with a specially formulated, high temperature, flexible resin, and the coil assembly is potted inside its housing with a two-component epoxy. This provides excellent protection against hostile environments such as high humidity, vibration and shock.

FEATURES

- Small 12mm diameter case
- Low temperature coefficient of sensitivity
- Excellent stroke to length ratio
- Smooth transfer function
- Constant sum of secondary output voltages
- Electromagnetic shielding
- AISI 304 Series stainless steel case

APPLICATIONS

- Materials testing extensometers
- Cylinder position feedback
- Hydraulic spool valve position feedback
- Roller gap positioning
- Automotive suspension testing
- Flight simulators
- Aircraft flight control feedback

M-12 SERIES

Premium performance, 12mm diameter AC LVDT

PERFORMANCE SPECIFICATIONS

ELECTRICAL SPECIFICATIONS						
Parameter	M-12 10	M-12 20	M-12 30	M-12 50	M-12 65	M-12 100
Stroke range, inch [mm]	±0.39 [±10]	±0.79 [±20]	±1.18 [±30]	±1.97 [±50]	±2.56 [±65]	±3.94 [±100]
Sensitivity, V/V/inch [mV/V/mm]	1.07 [42.0]	0.54 [21.2]	0.25 [10.0]	0.25 [9.9]	0.22 [8.8]	0.18 [7.1]
Output at stroke ends (*)	420mV/V	424mV/V	300mV/V	495mV/V	573mV/V	710mV/V
Sum of secondary outputs (**)	1.44 V/V	1.0 V/V	0.6 V/V	0.8 V/V	0.94 V/V	0.7 V/V
Phase shift, degree	+3°	+2°	+2°	+3°	-2°	-3°
Input impedance (PRIMARY)	570Ω	1100Ω	1540Ω	780Ω	1200Ω	1000Ω
Output impedance (SECONDARY)	540Ω	400Ω	600Ω	825Ω	1100Ω	1700Ω
Non-linearity	±0.25% of FR, maximum					
Input (excitation) voltage	3 VRMS sine wave					
Input (excitation) frequency	500Hz to 10kHz					
Test frequency	2.5kHz					
Null voltage	0.5% of FRO, maximum					

ENVIRONMENTAL SPECIFICATIONS & MATERIALS	
Operating temperature	-65°F to +300°F [-55°C to 150°C]
Temperature coefficient of sensitivity (***)	0.018% per degree F [0.01% per degree C]
Shock survival	500 g (11ms half-sine)
Vibration tolerance	20 g up to 2KHz
Housing material	AISI 304 Series stainless steel
Electrical connection	Six lead-wires, 26 AWG, PTFE insulated, 1 foot [0.3m] long (longer wires optional)
IEC 60529 rating	IP61

Notes:

Dimensions are in inch [mm]

All values are nominal unless otherwise noted

Electrical specifications are for the test frequency indicated in the table

FR: Full Range is the stroke range, end to end; FR=2xS for ±S stroke range

FRO (Full Range Output): Algebraic difference in outputs measured at the ends of the range

(*): Unit for output at stroke ends is millivolt out, per volt of excitation (RMS)

(**): Unit for Sum of secondary outputs is volt out, per volt of excitation (RMS)

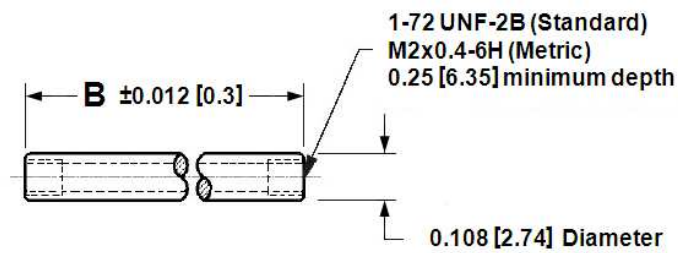
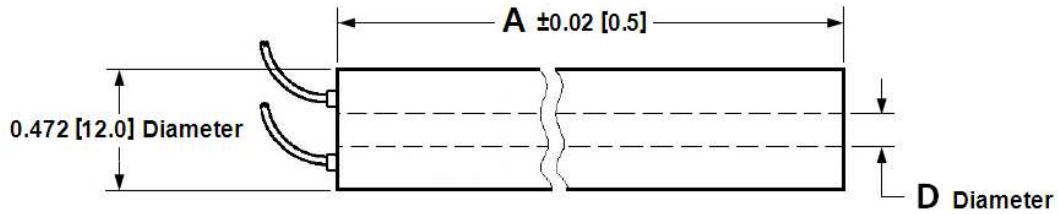
(***): Excitation frequency dependent (Call factory for additional information)

M-12 SERIES

Premium performance, 12mm diameter AC LVDT

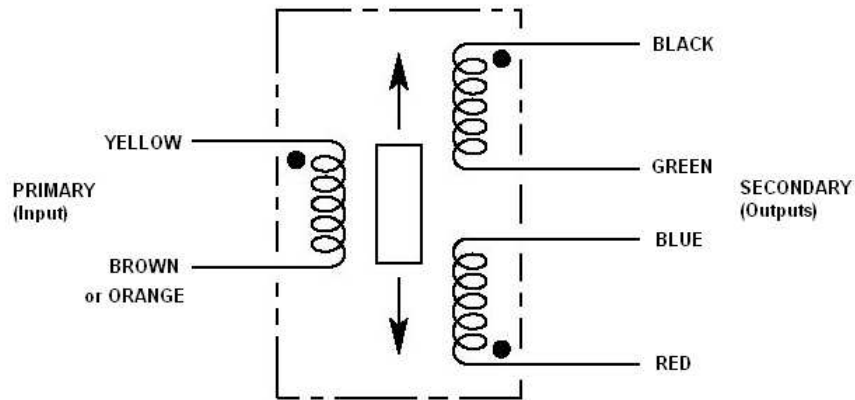
MECHANICAL SPECIFICATIONS

Parameter	M-12 10	M-12 20	M-12 30	M-12 50	M-12 65	M-12 100
Main body length "A"	2.64 [67]	3.82 [97]	4.61 [117]	6.10 [155]	7.87 [200]	11.22 [285]
Core length "B"	1.42 [36]	1.81 [46]	1.81 [46]	1.81 [46]	2.36 [60]	2.95 [75]
Bore diameter "D"	0.122 [3.1]	0.122 [3.1]	0.122 [3.1]	0.122 [3.1]	0.134 [3.4]	0.134 [3.4]



Dimensions are in inch [mm]

WIRING INFORMATION



Connect Green to Blue for differential output

M-12 SERIES

Premium performance, 12mm diameter AC LVDT

ORDERING INFORMATION

Description	Model	Part Number
±10mm LVDT	M-12 10	02561036-000
±20mm LVDT	M-12 20	02561037-000
±30mm LVDT	M-12 30	02561038-000
±50mm LVDT	M-12 50	02561039-000
±65mm LVDT	M-12 65	02561043-000
±100mm LVDT	M-12 100	02561040-000
OPTIONS		
5.0 KHz calibration		XXXXXXXX-002
Metric threaded core option (M2x0.4-6H threads)		XXXXXXXX-006
5.0 KHz calibration AND metric threaded core option		XXXXXXXX-008
10 foot long lead-wires	Consult factory	XXXXXXXX-040
ACCESSORIES		
Core connecting rod, 6 inches long, 1-72 threads		05282945-006
Core connecting rod, 12 inches long, 1-72 threads		05282945-012
Core connecting rod, 24 inches long, 1-72 threads		05282945-024
Core connecting rod, 36 inches long, 1-72 threads		05282945-036
Core connecting rod, 6 inches long, M2x0.4 metric threads		05282976-006
Core connecting rod, 12 inches long, M2x0.4 metric threads		05282976-012
Mounting block		04560956-000

NORTH AMERICA

Measurement Specialties, Inc.,
a TE Connectivity Company
1000 Lucas Way
Hampton, VA 23666
United States
Phone: +1-800-745-8008
Fax: +1-757-766-4297
Email: sales@meas-spec.com

EUROPE

MEAS Deutschland GmbH (Europe)
a TE Connectivity Company
Hauert 13
D-44227 Dortmund
Germany
Phone: +49-(0)231-9740-0
Fax: +49-(0)231-9740-20
Email: info.de@meas-spec.com

ASIA

Measurement Specialties (China), Ltd.,
a TE Connectivity Company
No. 26 Langshan Road
Shenzhen High-Tech Park (North)
Nanshan District, Shenzhen 518057
China
Phone: +86-755-33305088
Fax: +86-755-33305099
Email: info.cn@meas-spec.com

TE.com/sensorsolutions

Measurement Specialties, Inc., a TE Connectivity company.

Accustar, American Sensor Technologies, AST, ATEXIS, DEUTSCH, IdentiCal, TruBlue, KPSI, Krystal Bond, Microfused, UltraStable, Measurement Specialties, MEAS, Schaevitz, TE Connectivity, TE, and the TE connectivity (logo) are trademarks of the TE Connectivity Ltd. family of companies. Other logos, product and company names mentioned herein may be trademarks of their respective owners.

The information given herein, including drawings, illustrations and schematics which are intended for illustration purposes only, is believed to be reliable. However, TE Connectivity makes no warranties as to its accuracy or completeness and disclaims any liability in connection with its use. TE Connectivity's obligations shall only be as set forth in TE Connectivity's Standard Terms and Conditions of Sale for this product and in no case will TE Connectivity be liable for any incidental, indirect or consequential damages arising out of the sale, resale, use or misuse of the product. Users of TE Connectivity products should make their own evaluation to determine the suitability of each such product for the specific application.

© 2015 TE Connectivity Ltd. family of companies All Rights Reserved.

DEALER / REVENDEDOR

Brazil and South America / Brasil e América do Sul



Address / Endereço:

Rua Sete de Setembro, 2656
13560-181 - São Carlos - SP
Brazil / Brasil

Phone / Telefone:

+55 (16) 3371-0112
+55 (16) 3372-7800

Internet:

www.metrolog.net
metrolog@metrolog.net

www.metrolog.net