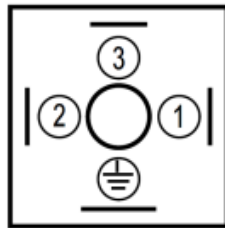


# LTR SERIES LINEAR POTENTIOMETER

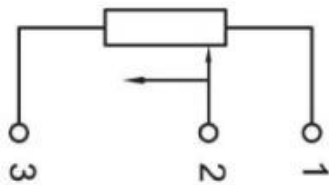
## “Quick Connection Guide”

### WARNING !

Never connect the power supply cable to pin 2 while socket connection. Otherwise the scale card circuit and contacts may be damaged. In this case, the device will be **out of warranty**.



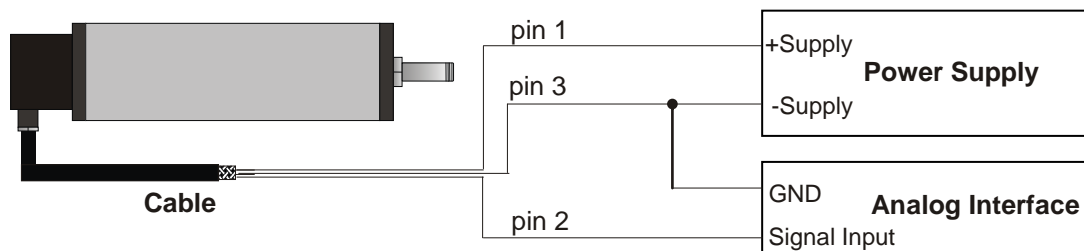
Connections	
Pin 1	Resistance/+Supply
Pin 2	Signal Output
Pin 3	Resistance /-Supply



Potentiometric Connection  
(Voltage Divider)

**Note:** In voltage divider products, we can take the voltage supplied to the resistor ends linearly from the signal output.

### SAMPLE APPLICATION





**Address / Endereço:**

Rua Sete de Setembro, 2656  
13560-181 - São Carlos - SP  
Brazil / Brasil

**Phone / Telefone:**

+55 (16) 3371-0112  
+55 (16) 3372-7800

**Internet:**

www.metrolog.net  
metrolog@metrolog.net