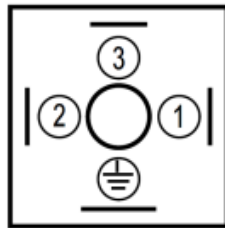



LT SERIES LINEAR POTENTIOMETER

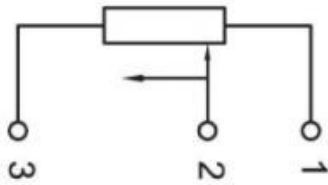
“Quick Connection Guide”

WARNING !

Never connect the power supply cable to pin 2 while socket connection. Otherwise the scale card circuit and contacts may be damaged. In this case, the device will be **out of warranty**.



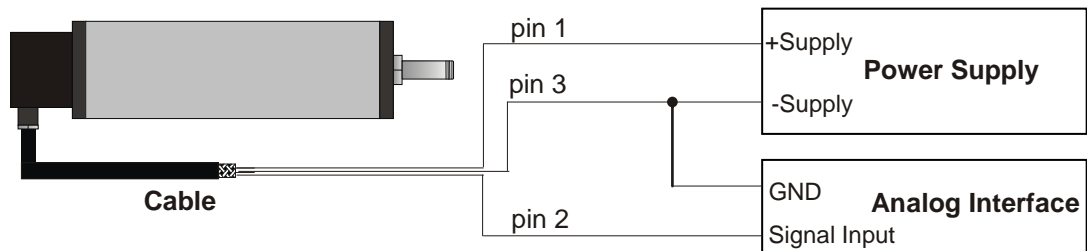
Connections	
Pin 1	Resistance/+Supply
Pin 2	Signal Output
Pin 3	Resistance /-Supply



Potentiometric Connection
(Voltage Divider)

Note: In voltage divider products, we can take the voltage supplied to the resistor ends linearly from the signal output.

SAMPLE APPLICATION





Address / Endereço:

Rua Sete de Setembro, 2656
13560-181 - São Carlos - SP
Brazil / Brasil

Phone / Telefone:

+55 (16) 3371-0112
+55 (16) 3372-7800

Internet:

www.metrolog.net
metrolog@metrolog.net