



DPL/DPN-SERIES INCLINOMETER

SPECIFICATIONS

- Dual axis inclinometer module
- Measurement range $\pm 2^\circ$ to $\pm 30^\circ$
- Digital and analogue output signal
- High accuracy
- Digital filtering
- OEM use

FEATURES

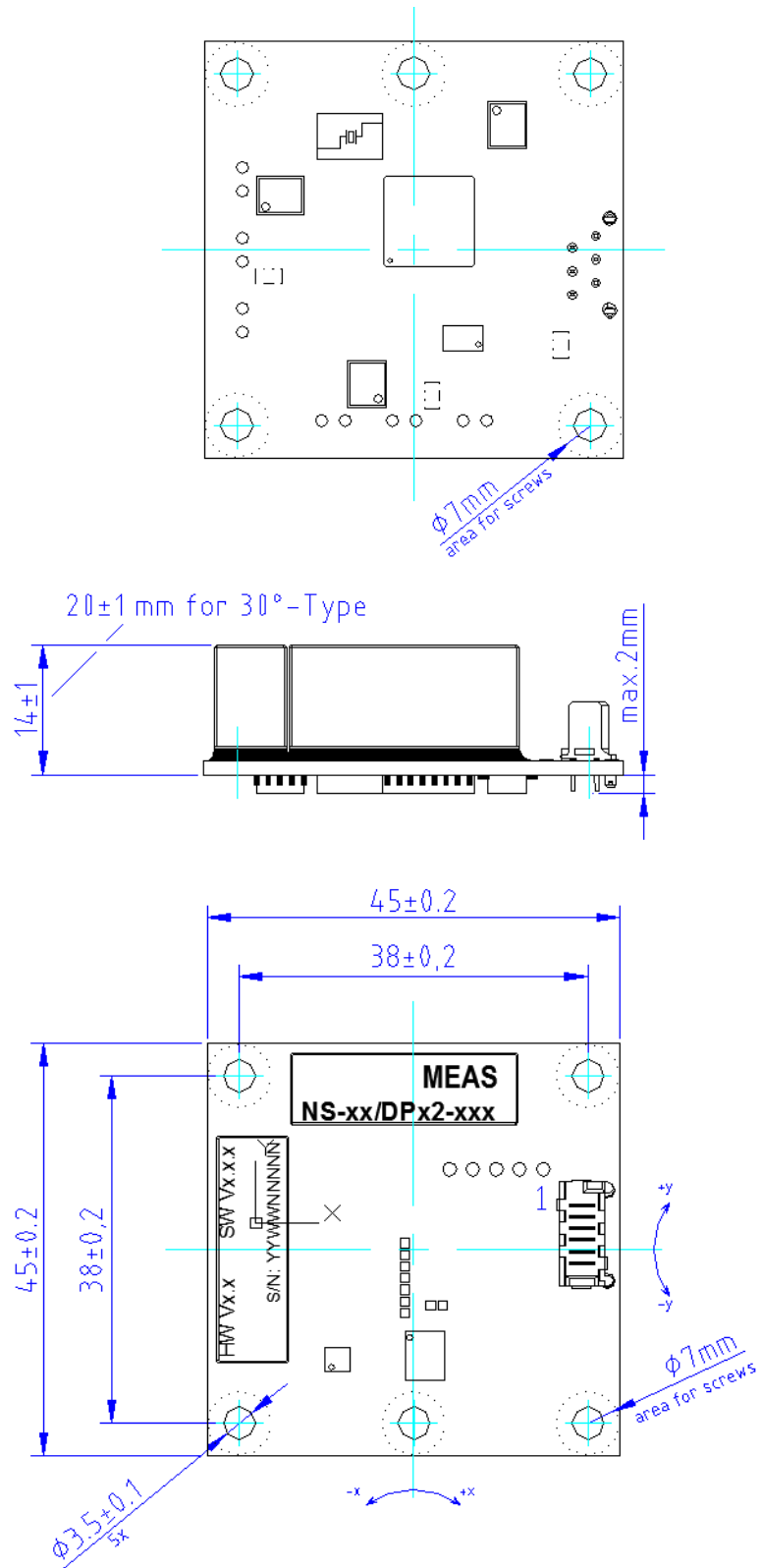
- PCB level
- High accuracy
- Fast response time
- High resolution
- Digital output RS 232
- Analogue output 0.3...4.7V
- Programmable digital filtering to minimized influences of shock and vibration
- Programmable zero point, output rate, etc.

APPLICATIONS

- Platform leveling
- Road construction machines
- Drilling machines
- Weighing systems
- Mobile and stationary cranes
- Hydraulic leveling
- Building control
- Wind power

The DPL/DPN-Series is modern SMD technology based small board-level dual axis inclinometer applying conductive technology. A high-speed microcontroller implements linearization and temperature compensation routines, thus providing excellent accuracy over the full operating temperature range. The DPL / DPN series inclinometer is available with both fully compensated digital output TTL/RS 232 and/or analogue voltage output 0.3 to 4.7V. A programmable digital software filter allows the reduction of shock- and vibration influences during operation for optimal measurement results.

DIMENSIONS [MM]



PERFORMANCE SPECIFICATIONS

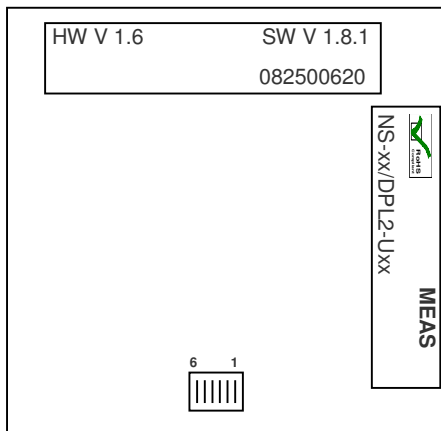
	Conditions	Min	Type	Max	Unit
Measurement ranges		-2,-5,-10-15,-30		+2,+5,+10,+15,+30	°
Resolution			0.001		°
Accuracy (absolute), type 2°	Ta = +25°C, -40°C to 85°C	0.05		0.15	°
Accuracy (absolute), type 5°	Ta = +25°C, -40°C to 85°C	0.05		0.15	°
Accuracy (absolute), type 10°	Ta = +25°C, -40°C to 85°C	0.06		0.15	°
Accuracy (absolute), type 15°	Ta = +25°C, -40°C to 85°C	0.06		0.25	°
Accuracy (absolute), type 30°	Ta = +25°C, -40°C to 85°C	0.17		0.8	°
Offset temperature drift error	Ta = +25°C		0.05		°
Digital output rate (1)	TTL,RS232,SPI	0.5	10	25	Hz
Noise RMS			0.001		°
Analogue voltage output		0.3		4.7	V
Current consumption			8	15	mA
Power supply (2)	DPL2 series		5		VDC
Power supply (3)	DPN2 series	7		30	VDC
Operation temperature range		-40		+85	°C
Storage temperature range		-40		+85	°C
Weight			20		g
Dimensions (4)	W x D x H		45 x 45	x 14(20)	mm

- (1) programmable
- (2) only for series NS-xx/DPL2-xxx
- (3) only for series NS-xx/DPN2-xxx
- (4) H=20mm the 30° unit only

PINNING - UNIT WITH UART /TTL INTERFACE

Unit NS-xx/DPL2-Uxx

Pin	Name	Description	Type
1	Vcc	Positive power supply +5VDC	Supply , input
2	RxD	UART input signal (TTL-level)	Input 1
3	GND	Negative power supply, ground output signal analogue/digital	Supply , input
4	N.C.	Not connected	-
5	N.C.	Not connected	-
6	TxD	UART output signal (TTL-level)	Output 1



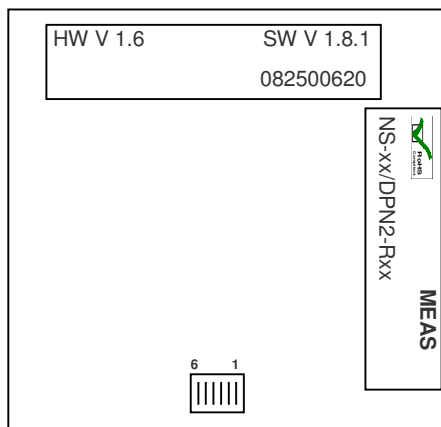
Surface view, Top level

For more details please use the product specification / application note / instruction manual.

PINNING - UNIT WITH RS 232 INTERFACE AND ANALOGUE OUTPUT

Unit NS-xx/DPN2-Rxx

Pin	Name	Description	Type
1	Vcc	Positive power supply +7...30VDC	Supply , input
2	RxD	RS232 input signal	Input 1
3	GND	Negative power supply, ground output signal analogue/digital	Supply , input
4	VoutX	Analogue output signal X-axis	Output 2, X
5	VoutY	Analogue output signal Y-axis	Output 2, Y
6	TxD	RS 232 output signal	Output 1



Surface view, Top level

For more details please use the product specification / application note / instruction manual.

ORDERING INFORMATION

PART NUMBERING	UNIT	SHORT DESCRIPTION
G-NSDPL2-007	NS- 2/DPL2-UXD	Range +/-2°, Vcc +5 VDC, output TTL-level (UART)
G-NSDPL2-021	NS- 2/DPL2-SXD	Range +/-2°, Vcc +5 VDC, output SPI
G-NSDPL2-008	NS- 2/DPN2-RXD	Range +/-2°, Vcc +7...30 VDC, output RS 232
G-NSDPL2-022	NS- 2/DPN2-RUD	Range +/-2°, Vcc +7...30 VDC, output RS 232, 0.3 to 4.7V
G-NSDPL2-009	NS- 5/DPL2-UXD	Range +/-5°, Vcc +5 VDC, output TTL-level (UART)
G-NSDPL2-023	NS- 5/DPL2-SXD	Range +/-5°, Vcc +5 VDC, output SPI
G-NSDPL2-010	NS- 5/DPN2-RXD	Range +/-5°, Vcc +7...30 VDC, output RS 232
G-NSDPL2-024	NS- 5/DPN2-RUD	Range +/-5°, Vcc +7...30 VDC, output RS 232, 0.3 to 4.7V
G-NSDPL2-004	NS- 10/DPL2-UXG	Range +/-10°, Vcc +5 VDC, output TTL-level (UART)
G-NSDPL2-016	NS- 10/DPL2-SXG	Range +/-10°, Vcc +5 VDC, output SPI
G-NSDPL2-005	NS- 10/DPN2-RXG	Range +/-10°, Vcc +7...30 VDC, output RS 232
G-NSDPL2-025	NS- 10/DPN2-RUG	Range +/-10°, Vcc +7...30 VDC, output RS 232, 0.3 to 4.7V
G-NSDPL2-003	NS- 15/DPL2-UXG	Range +/-15°, Vcc +5 VDC, output TTL-level (UART)
G-NSDPL2-017	NS- 15/DPL2-SXG	Range +/-15°, Vcc +5 VDC, output SPI
G-NSDPL2-006	NS- 15/DPN2-RXG	Range +/-15°, Vcc +7...30 VDC, output RS 232
G-NSDPL2-026	NS- 15/DPN2-RUG	Range +/-15°, Vcc +7...30 VDC, output RS 232, 0.3 to 4.7V
G-NSDPL2-011	NS- 30/DPL2-UXN	Range +/-30°, Vcc +5 VDC, output TTL-level (UART)
G-NSDPL2-001	NS- 30/DPL2-SXN	Range +/-30°, Vcc +5 VDC, output SPI
G-NSDPL2-012	NS- 30/DPN2-RXN	Range +/-30°, Vcc +7...30 VDC, output RS 232
G-NSDPL2-027	NS- 30/DPN2-RUN	Range +/-30°, Vcc +7...30 VDC, output RS 232, 0.3 to 4.7V
G-NSMIS-014	Connector,cable	Connector, 6 pin, 20 cm ribbon cable DPL/DPN-series

NORTH AMERICA

Measurement Specialties, Inc.,
a TE Connectivity Company
1000 Lucas Way
Hampton, VA 23666
United States
Phone: +1-800-745-8008
Fax: +1-757-766-4297
Email: sales@meas-spec.com
Web: www.meas-spec.com

EUROPE

Measurement Specialties (Europe), Ltd.,
a TE Connectivity Company
Deutschland GmbH
Hauert 13
D-44227 Dortmund
Germany
Phone: +49-(0)231-9740-0
Fax: +49-(0)231-9740-20
Email: info.de@meas-spec.com
Web: www.meas-spec.com

ASIA

Measurement Specialties (China), Ltd.,
a TE Connectivity Company
No. 26 Langshan Road
Shenzhen High-Tech Park (North)
Nanshan District, Shenzhen 518057
China
Phone: +86-755-33305088
Fax: +86-755-33305099
Email: info.cn@meas-spec.com
Web: www.meas-spec.com

TE.com/sensorsolutions

Measurement Specialties, Inc., a TE Connectivity company.

Measurement Specialties, TE Connectivity, TE Connectivity (logo) and EVERY CONNECTION COUNTS are trademarks. All other logos, products and/or company names referred to herein might be trademarks of their respective owners.

The information given herein, including drawings, illustrations and schematics which are intended for illustration purposes only, is believed to be reliable. However, TE Connectivity makes no warranties as to its accuracy or completeness and disclaims any liability in connection with its use. TE Connectivity's obligations shall only be as set forth in TE Connectivity's Standard Terms and Conditions of Sale for this product and in no case will TE Connectivity be liable for any incidental, indirect or consequential damages arising out of the sale, resale, use or misuse of the product. Users of TE Connectivity products should make their own evaluation to determine the suitability of each such product for the specific application.

© 2016 TE Connectivity Ltd. family of companies All Rights Reserved.