

MODEL 52F ACCELEROMETER

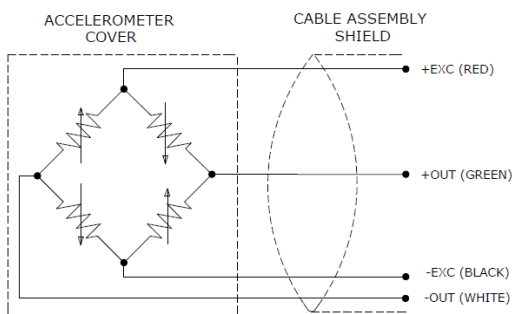
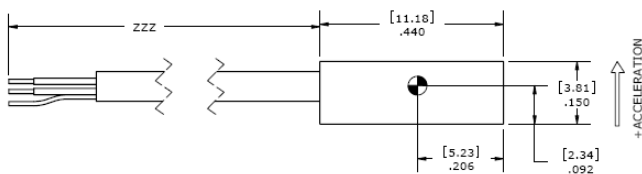
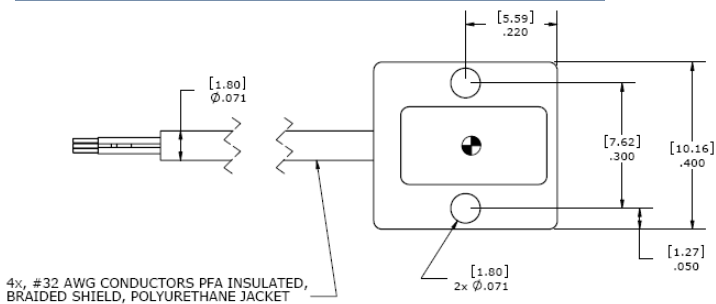


SPECIFICATIONS

- Small Size, Aluminum Housing
- Low Noise, Jacketed Cable
- $\pm 50g$ to $\pm 2000g$ Range
- Silicon MEMS Technology
- High Over Range Protection

The **Model 52F Accelerometer** has an advanced piezoresistive MEMS sensing element which offers excellent dynamic range and stability. This unit features a full bridge output with an operating temperature range from -40 to $+90^{\circ}\text{C}$. A slight amount of gas damping provides outstanding shock survivability and a flat amplitude response to 7kHz .

DIMENSIONS



FEATURES

- 2-10 Vdc Excitation
- Measures Static Acceleration
- $\pm 5,000$ g's Shock Protection
- Transverse sensitivity $<3\%$
- Weight <1.0 grams
- 26kHz Resonant Frequency
- Linearity $\pm 1\%$

APPLICATIONS

- Automotive crash testing
- High impact research
- Biomechanical studies
- Blast testing

PERFORMANCE SPECIFICATIONS

All values are typical at $\pm 24^{\circ}\text{C}$, 80Hz and 10Vdc excitation unless otherwise stated. Measurement Specialties reserves the right to update and change these specifications without notice.

Parameters

DYNAMIC

	± 50	± 200	± 500	± 2000	Notes
Range(g)	± 50	± 200	± 500	± 2000	
Sensitivity (mV/g) ¹	2	0.9	0.4	0.15	
Frequency Response (Hz)	0-1000	0-1400	0-2000	0-4500	$\pm 5\%$
	0-1400	0-1900	0-2800	0-6000	$\pm 1\text{dB}$
Resonant Frequency (Hz)	4000	8000	15000	26000	
Non-Linearity (% FSO)	± 1	± 1	± 1	± 1	
Transverse Sensitivity (%)	<3	<3	<3	<3	1% Option
Shock Limit (g)	5000	5000	5000	5000	

ELECTRICAL

Zero Acceleration Output (mV)	< ± 50				
Excitation (Vdc)	2 to 10				
Input Resistance	2400-6000				
Output Resistance (Ω)	2400-6000				
Insulation Resistance (M Ω)	>100				@100Vdc
Ground Isolation	Isolated from mounting surface				

ENVIRONMENTAL

Thermal Zero Shift (%FSO/ $^{\circ}\text{C}$ (%FSO/ $^{\circ}\text{F}$))*	$\pm 0.05 (\pm 0.03)$				0 $^{\circ}\text{C}$ to +50 $^{\circ}\text{C}$
Thermal Sensitivity Shift (%/ $^{\circ}\text{C}$ (%/F))*	-0.20 \pm 0.05 (-0.11 \pm 0.03)				0 $^{\circ}\text{C}$ to +50 $^{\circ}\text{C}$
Operating Temperature ($^{\circ}\text{C}$)	-40 to +90				
Storage Temperature ($^{\circ}\text{C}$)	-40 to +90				
Humidity	Epoxy Sealed, IP65				

PHYSICAL

Case Material	Anodized Aluminum				
Cable (Integral 30 Foot Cable)	4x #32 AWG PFA Insulated, Braided Shield, PU Jacket				
Weight (grams)	1.0				Cable not included
Mounting	2x #0-80 x 1/4" Socket Head Cap Screws				Torque 3 lb-in

Calibration supplied: CS-FREQ-0100 NIST Traceable Amplitude Calibration from 20Hz to $\pm 1\text{dB}$ Frequency Limit

Optional accessories: 121 Three Channel DC Signal Conditioner Amplifier
140A Auto-zero Inline Amplifier

The information in this sheet has been carefully reviewed and is believed to be accurate; however, no responsibility is assumed for inaccuracies. Furthermore, this information does not convey to the purchaser of such devices any license under the patent rights to the manufacturer. Measurement Specialties, Inc. reserves the right to make changes without further notice to any product herein. Measurement Specialties, Inc. makes no warranty, representation or guarantee regarding the suitability of its product for any particular purpose, nor does Measurement Specialties, Inc. assume any liability arising out of the application or use of any product or circuit and specifically disclaims any and all liability, including without limitation consequential or incidental damages. Typical parameters can and do vary in different applications. All operating parameters must be validated for each customer application by customer's technical experts. Measurement Specialties, Inc. does not convey any license under its patent rights nor the rights of others.

ORDERING INFORMATION

PART NUMBERING Model Number+Range+Cable Length+Options

52F-GGGG-CCCT-ZZ

| | | | Options
| | | | 1% Transverse Sensitivity when "T" is present.
| | | | Cable (360 is 360 inches)
| | | | Range (0500 is 500 g)

Optional Dash Numbers
-001 5Vdc Calibration
-002 2Vdc Calibration

Example: 52F-2000-360

Model 52F, 2000g, 360" (30ft) Cable, No Options.

NORTH AMERICA

Measurement Specialties, Inc.,
a TE Connectivity Company
1000 Lucas Way
Hampton, VA 23666
Sales and Customer Service
Tel: +1-800-745-8008 or
+1-757-766-1500
Fax: +1-757-766-4297
t&m@meas-spec.com

EUROPE

MEAS France SAS
a TE Connectivity Company
26 Rue des Dames
F78340 Les Clayes-sous-Bois
France
Sales and Customer Service
Tel: +33 (0) 1 79 33 00
Fax: +33(0)1 34 81 03 59
t&m@meas-spec.com

ASIA

Measurement Specialties (China), Ltd.,
a TE Connectivity Company
No. 26 Langshan Road
Shenzhen High-Tech Park (North)
Nanshan District, Shenzhen 518057
China
Sales and Customer Service
Tel: +86 755 3330 5088
Fax: +86 755 3330 5099
t&m@meas-spec.com

TE.com/sensorsolutions

Measurement Specialties, Inc., a TE Connectivity company.

Measurement Specialties, TE Connectivity, TE Connectivity (logo) and EVERY CONNECTION COUNTS are trademarks. All other logos, products and/or company names referred to herein might be trademarks of their respective owners.

The information given herein, including drawings, illustrations and schematics which are intended for illustration purposes only, is believed to be reliable. However, TE Connectivity makes no warranties as to its accuracy or completeness and disclaims any liability in connection with its use. TE Connectivity's obligations shall only be as set forth in TE Connectivity's Standard Terms and Conditions of Sale for this product and in no case will TE Connectivity be liable for any incidental, indirect or consequential damages arising out of the sale, resale, use or misuse of the product. Users of TE Connectivity products should make their own evaluation to determine the suitability of each such product for the specific application.

© 2015 TE Connectivity Ltd. family of companies All Rights Reserved.