



0737-0101-99

Single Axis Linear Output Electrolytic Tilt Sensor



Description

The **0737-0101-99** Sensor has been used successfully in applications that demand ultra high accuracy, excellent null repeatability, mid-range angle measurement and a linear output. Long term stability over its angle and temperature range is a distinctive characteristic of this sensor. The hermetic glass to metal construction and platinum electrodes guarantee a long operating life and stable operating characteristics.

- *Angle Range* $\pm 10^\circ$
- *Resolution* < 1.0 arc second
- *Null Repeat* < 2.0 arc-seconds

Applications Include

- » Geophysical Monitoring
- » Construction Laser Instruments and Transits
- » Aircraft Avionics
- » Machine Tool Leveling
- » Medical Positioning and Monitoring

Physical Dimensions

Vial length	1.13" max (28.70mm)
Vial Diameter	0.320" max (8.13mm)
Lead Length	15.0" max (381mm)

custom lead length available

Sensor Test Circuitry

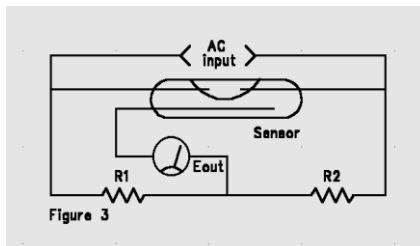
Tests were conducted by exciting the left and right electrodes with an AC signal of 400 Hz and an RMS voltage to produce the maximum current at null as per operating specifications. Output readings are taken between the center electrode and the center of the balanced resistors R1 and R2. Tests were conducted at a temperature of +25° C. See sensor test circuitry in figure 3. Output curve is shown in figure 1.

Description of Test Values

AC input voltage = Null Current (max) times Null Impedance (nom)

Eout = Angle of tilt from null (Direction of tilt determined by phase of Eout)

R1 = R2 = 1/2 Null Impedance (nom)

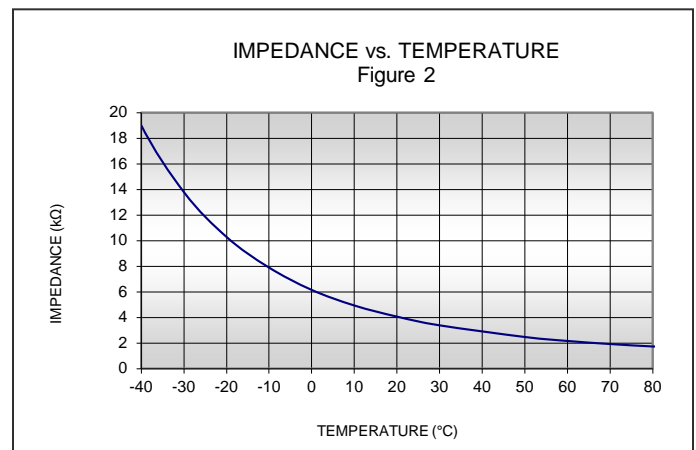
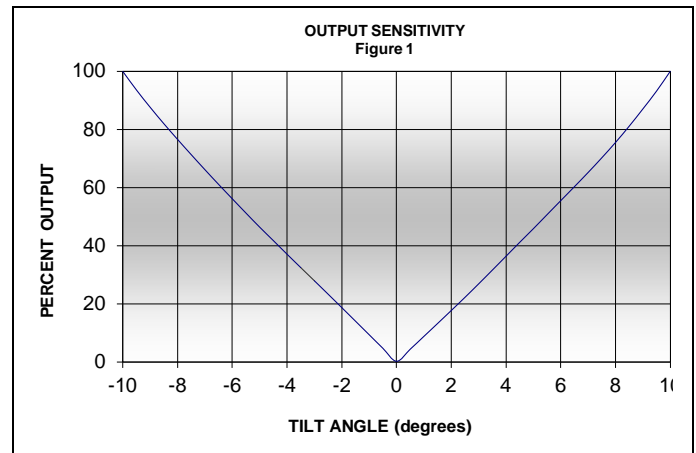


Operating Specifications

Operating Range (max.)	$\pm 10^\circ$
Linear Range	$\pm 5^\circ$
Null Voltage	≤ 0.030 Volts
Null Current(max.)	5.0 mA (continuous)
Null Impedance (nom) ¹	3600Ω@25°C
Null Repeatability	< 2.0 arc seconds
Resolution	< 1.0 arc seconds
Symmetry @ 1/2 scale	5% max.
Operating Temperature	-40° C to +80° C
Storage Temperature	-50° C to +100° C
Time Constant ²	≤ 500 ms
Materials	non-magnetic
Temperature Coefficient at Null	0.02%/°C max.

¹ Measured left to right electrode, Impedance of the electrode may be changed to limit null current.

² Viscosity of the electrolyte may be modified to meet individual requirements for time constant or vibration.



Caution!-Ensure that all test and operating circuits are entirely free of direct current. Direct current will cause level damage and/or instability.



Distribuidor

Brasil e América do Sul

CONTATO

Endereço

Rua Sete de Setembro, 2671 - Centro
13560-181 - São Carlos - SP - Brasil

Telefone

+ 55 (16) 3371-0112
+ 55 (16) 3372-7800

Internet

www.metrolog.net
metrolog@metrolog.net



The Fredericks Company
2400 Philmont Avenue Huntingdon Valley, Pennsylvania 19006-0067

www.metrolog.net / metrolog@metrolog.net

Phone: (215) 947-2500
Fax: (215) 947-7464
Web: www.frederickscom.com
sensors@frederickscom.com