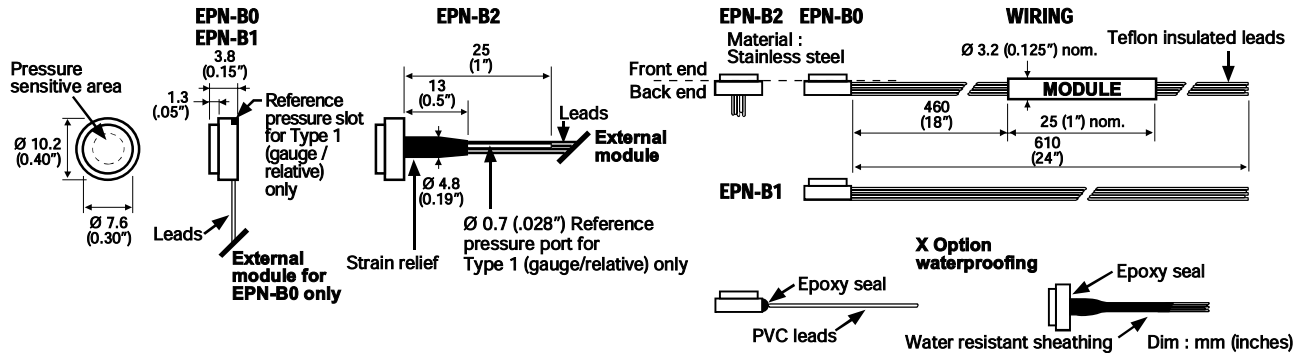


# EPN Series Pressure Sensors

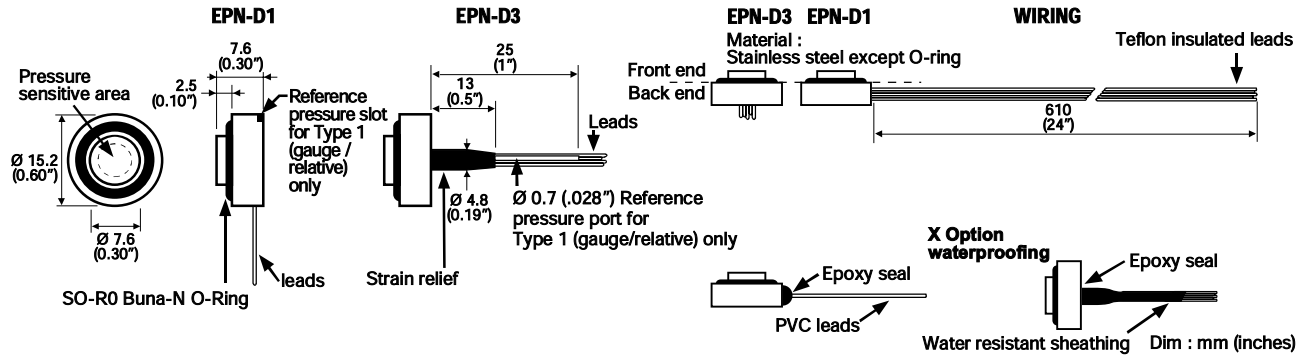
## Low Profile - Stainless Steel Diaphragm



### EPN-B0, EPN-B1 and EPN-B2



### EPN-D1 and EPN-D3



### EPN Series

PSI RANGES "FS" (Note 1)	BAR RANGES "FS" (Note 1)	PRESSURE LIMIT	RESONANT FREQUENCY nom. (Note 2)	OUTPUT "FSO" nom.	CNL&H (%FSO)	THERMAL ZERO SHIFT /50°C (/100°F)	G SENS. (%FSO/g)
5	0.35	10 XFS	15 KHz	70 mV	± 0.5 %	±2%FSO	0.026
15	1	3.5 XFS	15 KHz	210 mV	± 0.5 %	±2%FSO	0.009
25	1.5	2 XFS	15 KHz	350 mV	± 0.5 %	±1%FSO	0.005
50	3.5	2 XFS	20 KHz	350 mV	± 0.25%	±1%FSO	0.003
100	7	2 XFS	30 KHz	350 mV	± 0.25%	±1%FSO	0.002
250	15	2 XFS	45 KHz	350 mV	± 0.25%	±1%FSO	0.0013
500	35	2 XFS	65 KHz	350 mV	± 0.25%	±1%FSO	0.0009
1000	70	2 XFS	95 KHz	350 mV	± 0.25%	±1%FSO	0.0007
2500	150	2 XFS	140 KHz	350 mV	± 0.25%	±1%FSO	0.0003
3500	250	2 XFS	160 KHz	350 mV	± 0.25%	±1%FSO	0.0003
5000	350	1.5 XFS	200 KHz	350 mV	± 0.25%	±1%FSO	0.0002

Notes: <sup>1</sup> Vented (gauge/relative), Sealed or Absolute Pressure References 1, 2 or 3. Temperatures expressed in °F for PSI Ranges and °C for BAR Ranges. <sup>2</sup> Useful frequency is 20% of Resonant Frequency.

- EXCITATION:** 15VDC
- IMPEDANCE IN:** 1000Ω nom. typ.
- IMPEDANCE OUT:** 500Ω nom.
- NON-REPEATABILITY:** ± ¼ % FSO
- THERMAL SENSITIVITY SHIFT (TSS):** ±2%/50°C (±2%/100°F)
- OPERATING TEMPERATURE:** -40°C to 120°C (-40°F to 250°F)
- COMPENSATED TEMPERATURE:** 20°C to 80°C (70°F to 170°F)      Option Z2: 0°C to 60°C (32°F to 140°F)
- ZERO OFFSET AT 21°C (70°F):** ±10 mV typ.
- PRESSURE REFERENCES:**
  - 1 = Vented (gauge/relative)
  - 2 = Sealed at 1 atmosphere
  - 3 = Absolute (Zero offset to 0 pressure absolute)

<p><b>Entran</b><sup>®</sup></p> <p>www.entran.com</p>	<p><b>EPN PRESSURE SENSORS</b></p> <p><b>Low Profile</b></p> <p><b>Stainless Steel Diaphragm</b></p>	<p><b>Entran Sensors &amp; Electronics</b></p> <p>USA: Fairfield, NJ</p> <p>UK: Garston, Watford, Herts, England</p> <p>Europe: Les Clayes-sous-Bois, France</p>		
	SPECIFICATION	ISSUE	PAGE	
	EPNS0001U	PB0	1 of 2	

# EPN specifications continued ...

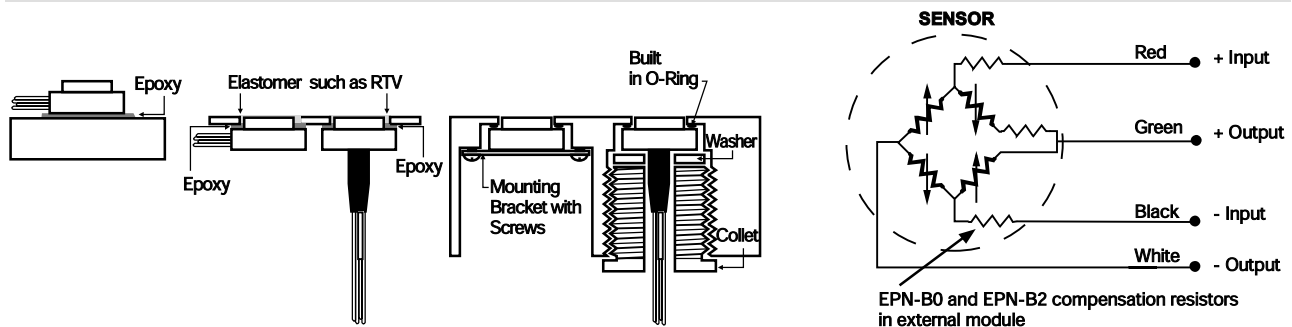
## Options and Accessories:

<b>COMPENSATED TEMPERATURE RANGES:</b>	<b>STANDARD</b>	= 20°C to 80°C (70°F to 170°F)
	Z0	= -40°C to 20°C (-40°F to 70°F)
	Z1	= -20°C to 40°C (0°F to 100°F)
	Z2	= 0°C to 60°C (32°F to 140°F)
	Z4	= 40°C to 90°C (100°F to 200°F)
	Z*	= Non-standard, contact Entran
<b>5 WIRE BRIDGE WIRING FOR ADJUSTABLE ZERO OFFSET:</b>	5	= 5 Wire
<b>EXCITATION VOLTAGE:</b>	<b>STANDARD</b>	= 15VDC
	V00	= Replace "00" with Excitation between 1 and 15. If less than 15, Sensitivity (FSO) will decrease accordingly.
	V*	= Non-standard Excitation with standard FSO and non-standard TSS, contact Entran.
<b>SPECIAL LEAD LENGTH:</b>	L00F	= Replace "00" with total length in feet.
	L00M	= Replace "00" with total length in meters.
<b>SPECIAL MODULE LOCATION FOR EPN-B0 AND EPN-B2 ONLY:</b>	M00F	= Replace "00" with distance between sensor and module in feet.
	M00M	= Replace "00" with distance between sensor and module in meters.
<b>WATERPROOFING LEAD EXIT FOR PRESSURE REFERENCE TYPES 2 &amp; 3 ON ALL MODELS AND TYPE 1 ON B2 AND D3:</b>	X	= Short term waterproofing. Limited to 105°C (220°F) on EPN-B0, EPN-B1 and EPN-D1.
<b>CONNECTOR WIRED TO LEADS:</b>	C	= Microtech type male or equivalent (w/o mate)
	R	= RJ Telephone type male (w/o mate)
	RQ	= Pins to mate with MM50 screw terminals
<b>MATING CONNECTORS FOR CONNECTOR OPTIONS:</b>	See Cable and Connector Bulletins	
<b>EXTRA O-RINGS FOR EPN-D:</b>	SO-R0 = BUNA-N	SO-R2 = Viton
	SO-R3 = Teflon	
<b>3/8" NPT THREADED ADAPTER FOR EPN-D31:</b>	Model PFEPN-X1 (see EP ACCESSORIES)	

## Model Number construction:

EPN Series	-	B0 Body	-	1 Reference	-	Z Range	-	B Units	-	/R/L3M/Z2 Options
		B0 D1		1		(K used for 1000 Ex: 1K)		B = BAR P = PSI		C, R or RQ L00F or L00M M00F or M00M
		B1 D3		2						V1 thru V15 or V* X
		B2		3						Z0, Z1, Z2, Z4 or Z* 5

## Installation:



<b>Entran®</b>	<b>EPN PRESSURE SENSORS</b>	SPECIFICATION	ISSUE	PAGE
		EPNS0001U	PB0	2 of 2

### CONTATO

Endereço

Rua Sete de Setembro, 2671 - Centro  
13560-181 - São Carlos - SP - Brasil

Telefone

+ 55 (16) 3371-0112

Fax

+ 55 (16) 3372-7800

Internet

[www.metrolog.net](http://www.metrolog.net)  
[metrolog@metrolog.net](mailto:metrolog@metrolog.net)



Metrolog Controles de Medição