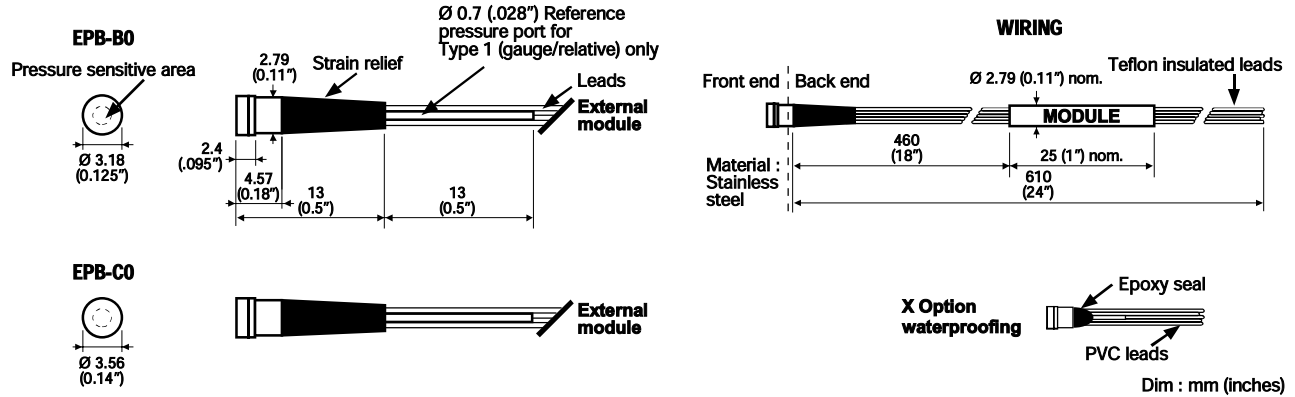


EPB Series Pressure Sensors

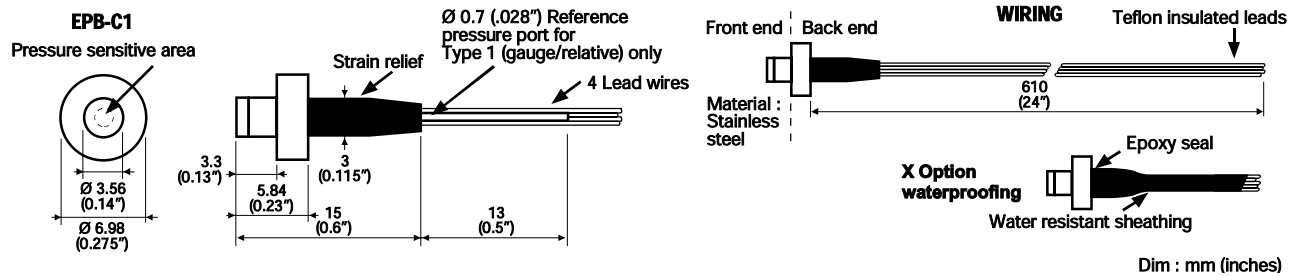
Miniature - Stainless Steel Diaphragm



EPB-B0 and EPB-C0



EPB-C1



EPB Series

PSI RANGES "FS" (Note 1)	BAR RANGES "FS" (Note 1)	PRESSURE LIMIT	RESONANT FREQUENCY nom. (Note 2)	OUTPUT "FSO" nom.	CNL&H (%FSO)	THERMAL ZERO SHIFT /50°C (/100°F)	G SENS. (%FSO/g)
5	0.35	10 XFS	55 KHz	10 mV	± 1 %	± 1 mV	0.015
10	0.7	5 XFS	55 KHz	20 mV	± 1 %	± 1 mV	0.007
15	1	3.5 XFS	55 KHz	30 mV	± 1 %	± 1 mV	0.005
25	1.5	2 XFS	55 KHz	50 mV	± 1 %	± 2 %FSO	0.003
50	3.5	2 XFS	60 KHz	75 mV	± 1 %	± 2 %FSO	0.0015
100	7	2 XFS	70 KHz	125 mV	± ¼ %	± 1½ %FSO	0.0009
250	15	2 XFS	100 KHz	125 mV	± ½ %	± 1½ %FSO	0.0005
500	35	2 XFS	150 KHz	125 mV	± ½ %	± 1½ %FSO	0.0004
1000	70	2 XFS	200 KHz	125 mV	± ½ %	± 1½ %FSO	0.0003
2500	150	2 XFS	300 KHz	125 mV	± ½ %	± 1½ %FSO	0.0002
5000	350	2 XFS	400 KHz	125 mV	± ½ %	± 1½ %FSO	0.0001

Notes: ¹ Vented (gauge/relative), Sealed or Absolute Pressure References 1, 2 or 3. Temperatures expressed in °F for PSI Ranges and °C for BAR Ranges. ² Useful frequency is 20% of Resonant Frequency.

- EXCITATION: 10VDC
 - IMPEDANCE IN: 1200Ω nom. typ.
 - IMPEDANCE OUT: 350Ω nom.
 - NON-REPEATABILITY: ± ¼ % FSO
 - THERMAL SENSITIVITY SHIFT (TSS): ± 2%/50°C (±2%/100°F)
 - OPERATING TEMPERATURE: -40°C to 120°C (-40°F to 250°F)
 - COMPENSATED TEMPERATURE: 20°C to 80°C (70°F to 170°F)
 - ZERO OFFSET AT 21°C (70°F): ± 10 mV typ.
 - PRESSURE REFERENCES:
 - 1 = Vented (gauge/relative)
 - 2 = Sealed at 1 atmosphere
 - 3 = Absolute (Zero offset to 0 pressure absolute)
- Option Z2: 0°C to 60°C (32°F to 140°F)

 www.entran.com	EPB PRESSURE SENSORS Miniature Stainless Steel Diaphragm	Entran Sensors & Electronics USA: Fairfield, NJ UK: Garston, Watford, Herts, England Europe: Les Clayes-sous-Bois, France		
		SPECIFICATION	ISSUE	PAGE
		EPBS0001U	PB0	1 of 2

EPB specifications continued ...

Options and Accessories:

COMPENSATED TEMPERATURE RANGES:

STANDARD	=	20°C to 80°C (70°F to 170°F)
Z0	=	-40°C to 20°C (-40°F to 70°F)
Z1	=	-20°C to 40°C (0°F to 100°F)
Z2	=	0°C to 60°C (32°F to 140°F)
Z4	=	40°C to 90°C (100°F to 200°F)
Z*	=	Non-standard, contact Entran

5 WIRE BRIDGE WIRING FOR ADJUSTABLE ZERO OFFSET:

5	=	5 Wire
---	---	--------

EXCITATION VOLTAGE:

STANDARD	=	10VDC
V00	=	Replace "00" with Excitation between 1 and 10. If less than 10, Sensitivity (FSO) will decrease accordingly.
V*	=	Non-standard Excitation with standard FSO and non-standard TSS, contact Entran.

SPECIAL LEAD LENGTH:

L00F	=	Replace "00" with total length in feet.
L00M	=	Replace "00" with total length in meters.

SPECIAL MODULE LOCATION FOR EPB-B0 AND EPB-C0 ONLY:

M00F	=	Replace "00" with distance between sensor and module in feet.
M00M	=	Replace "00" with distance between sensor and module in meters.

WATERPROOFING LEAD EXIT FOR PRESSURE REFERENCE TYPES 2 & 3 ON ALL MODELS AND TYPE 1 ON EPB-C1 ONLY:

X	=	Short term waterproofing. Limited to 105°C (220°F) on EPB-B0 and EPB-C0.
---	---	--

CONNECTOR WIRED TO LEADS:

C	=	Microtech type male or equivalent (w/o mate)
R	=	RJ Telephone type male (w/o mate)
RQ	=	Pins to mate with MM50 screw terminals

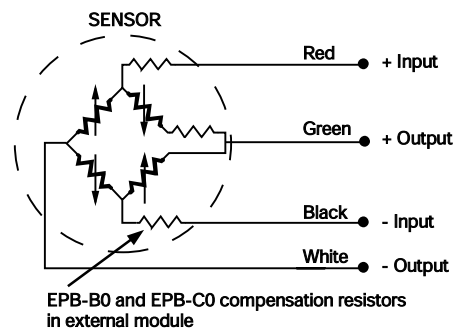
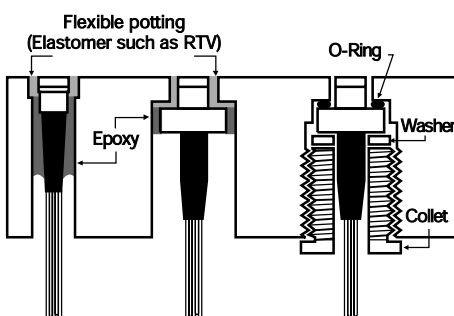
MATING CONNECTORS FOR CONNECTOR OPTIONS:

See Cable and Connector Bulletins

Model Number construction:

EPB Series	B0 Body	1 Reference	7 Range	B Units	/R/L3M/Z2 Options
	B0 C0 C1	1 2 3	(K used for 1000 Ex: 1K)	B = BAR P = PSI	C, R or RQ L00F or L00M M00F or M00M V1 thru V10 or V* X Z0, Z1, Z2, Z4 or Z* 5

Installation:



Entran®	EPB PRESSURE SENSORS	SPECIFICATION	ISSUE	PAGE
		EPBS0001U	PB0	2 of 2

CONTATO

Endereço

Rua Sete de Setembro, 2671 - Centro
13560-181 - São Carlos - SP - Brasil

Telefone

+ 55 (16) 3371-0112

Fax

+ 55 (16) 3372-7800

Internet

www.metrolog.net
metrolog@metrolog.net



Metrolog Controles de Medição