


R-60D RVITs (DC-Operated Rotary Variable Inductance Transformers)

RVIT's are DC operated noncontact rotary transducers. The RVIT proprietary design incorporates a set of four printed circuit coils and a light-weight aluminum spoiler to achieve superior response while maintaining a low moment of inertia. During operation, the light weight spoiler rotates with the transducer shaft, differentially altering the inductance of the printed circuit planar coils. The resulting unbalance is precisely measured using a patented autoplex circuit. This signal is then converted to a linear DC output voltage proportional to the angle of the rotor shaft. The digital circuit is extremely resistant to environmental disturbances and is compatible for use with most analog position feedback systems.

RVITs offer wide operating temperature range, infinite resolution, and a virtually infinite rotational cycle life.

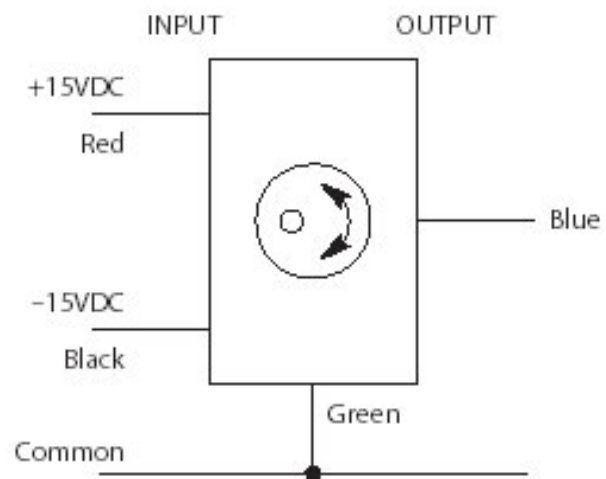


R-60D

Calibrated over a $\pm 60^\circ$ range, the R-60D provides a form and functional replacement for the R-30D, while supplying enhanced, extended range linearity, at a more cost effective price.

Due to the digital front end, the R-60D provides improved resistance to external EMI and RFI disturbances. Built in voltage regulation provides a stable, non-ratiometric output over varying input voltage conditions. Typical applications include ball valve position feedback, throttle and position level feedback and actuation feedback.

wiring



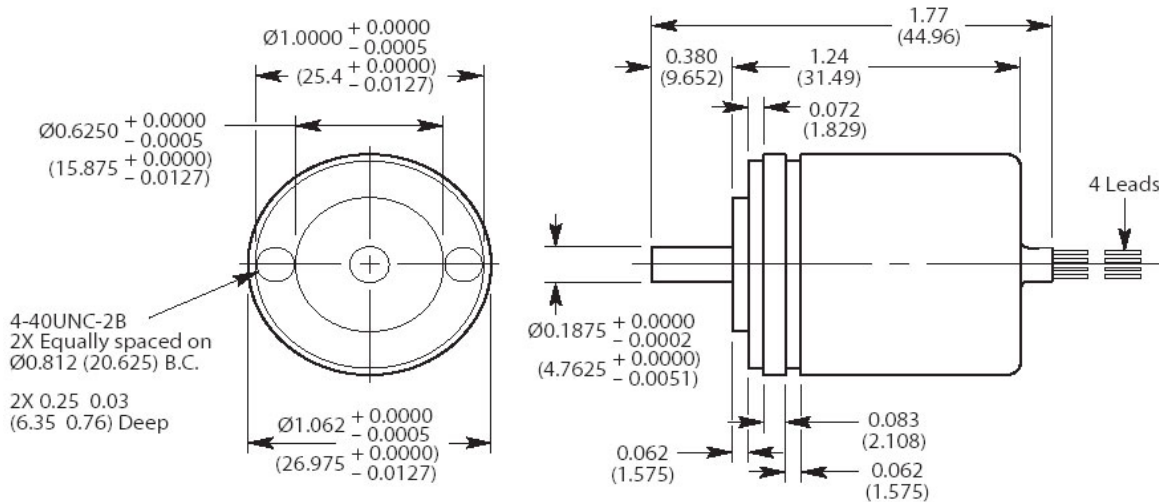
R-60D RVITs (DC-Operated Rotary Variable Inductance Transformers)

Full Range
Input Voltage (nom)
Scale Factor
Output Voltage (nom)
Input Current
Output Current
Output Impedance
Frequency Response
Linearity Error
Non-repeatability & Hysteresis
Storage Temperature Range
Operating Temperature Range
Temperature Coefficient of FS
Lead Wires
Torque
Weight
Mounting
Bearings
Shaft Diameter
Axial Shaft Bearing Load Capacity
Radial Shaft Bearing Load Capability
Housing Material

Specifications

+/- 60°
 +/- 15 Volts DC (+/- 10%)
 0.125 V/°
 +/- 7.5 VDC (at 60°)
 21 mA
 5 mA
 <1 Ohms
 200 Hz @ -3 dB
 +/- 0.50% of full scale output (@ ±60-degrees)
 0.1% of full scale output maximum
 -67°F to 250°F (-55°C to 125°C)
 -13°F to 185°F (-25°C to 85°C)
 +/-0.02%/F° (0.04%/°C)
 24 AWG, PVC insulation, 4 wire, minimum 12" long
 0.12 in-oz
 1.2 oz (34 gm)
 Size 11 Servo Mount BU-ORD
 Shielded ABEC 3 Precision
 3/16 in (4.76 mm)
 10 lbs (4.54 kg)
 10 lbs (4.54 kg)
 Aluminum

dimensions



The information in this sheet has been carefully reviewed and is believed to be accurate; however, no responsibility is assumed for inaccuracies. Furthermore, this information does not convey to the purchaser of such devices any license under the patent rights to the manufacturer. Measurement Specialties, Inc. reserves the right to make changes without further notice to any product herein. Measurement Specialties, Inc. makes no warranty, representation or guarantee regarding the suitability of its product for any particular purpose, nor does Measurement Specialties, Inc. assume any liability arising out of the application or use of any product or circuit and specifically disclaims any and all liability, including without limitation consequential or incidental damages. Typical parameters can and do vary in different applications. All operating parameters must be validated for each customer application by customer's technical experts. Measurement Specialties, Inc. does not convey any license under its patent rights nor the rights of others.

ordering information

Specify by Model Number

R-Flex coupler available separately

Model Number	Size	Range
R60D	11	+/- 60°



CONTATO

Endereço

Rua Sete de Setembro, 2671 - Centro
13560-181 - São Carlos - SP - Brasil

Telefone

+ 55 (16) 3371-0112

Fax

+ 55 (16) 3372-7800

Internet

www.metrolog.net
metrolog@metrolog.net



Metrolog Controles de Medição