

LVDT Voltage Module (LVM-110)


The popular **LVM-110**, low cost LVDT/RVDT signal conditioner has been re-engineered to improve performance and versatility.

The new LVM has increased LVDT drive current capability, to expand compatibility to LVDTs with lower input impedances.

The LVM -110 is designed to be a low-cost LVDT signal conditioning solution for OEM applications, and is compatible with most standard and special design Schaevitz LVDTs and RVDT's.

New DIP switches replace DIP jumpers, simplifying gain and frequency setup procedure.

The new discrete circuit topology is optimized for improved signal to noise ratio and tempco, while maintaining form, fit and function backward compatibility with previous versions.



FEATURES

- Small OEM Form Factor
- Low Cost
- Six DIP-Switch Selectable Gains
- 20-Turn Zero and Span Pots
- 100% Zero Suppression
- Card-Edge or Screw Termination
- Master/Slave Capability

APPLICATIONS

- Position Feedback System
- Test and Measurement
- High Density Dimensional Gaging

SPECIFICATIONS

Power Supply Requirements:

Voltage	± 15 Vdc. $\pm 10\%$	(for ± 10 Vdc output)
Current	± 12 to ± 15 Vdc $\pm 10\%$	(for ± 5 Vdc. Output)
	30mA (max)	

Transducer Excitation:

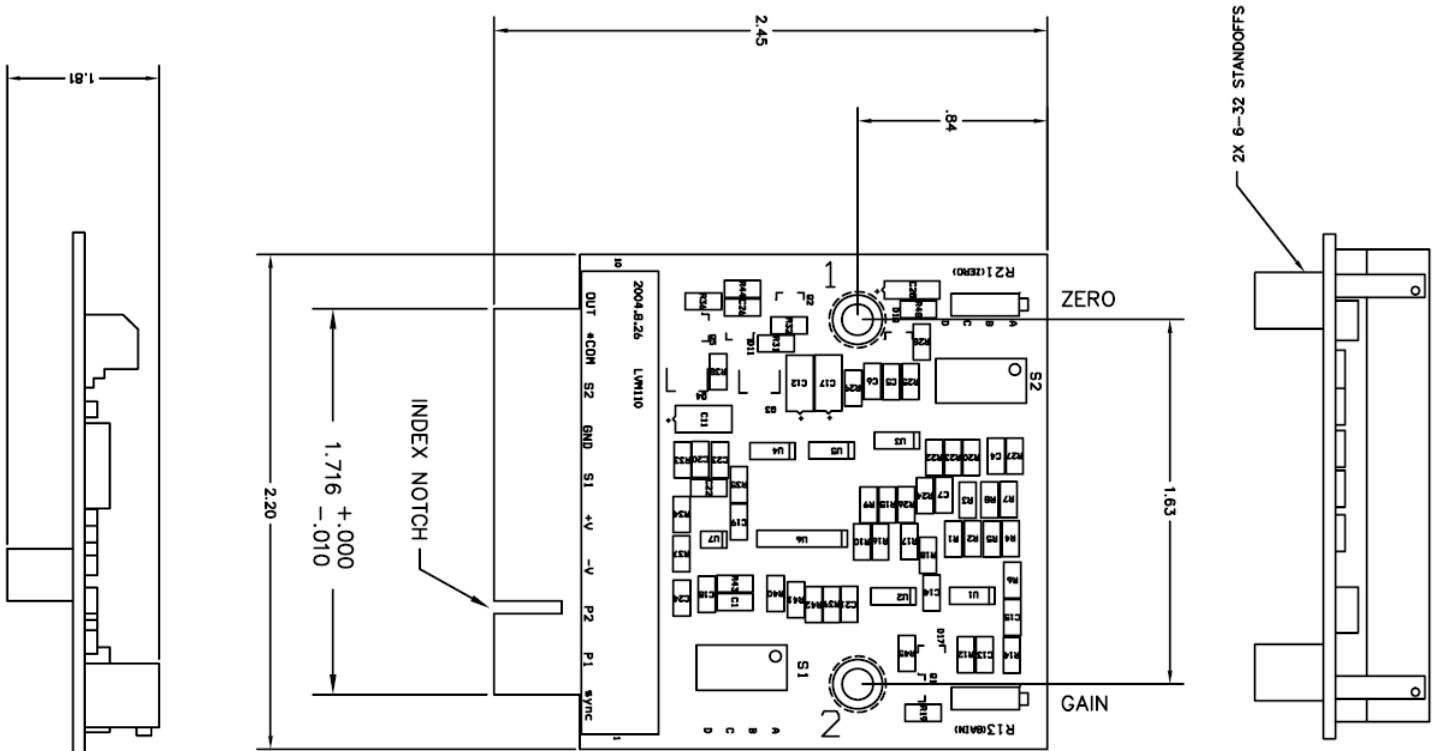
Voltage	3.0 v-rms. $\pm 10\%$
Current	≤ 20 mA (min LVDT Input impedance 150Ω)
Frequency	2.5, 5, 8, 10 kHz
Position Signal:	± 10 , ± 5 , 0 to 10 or 0 to 5 Vdc

Required Signal for ± 10 Vdc

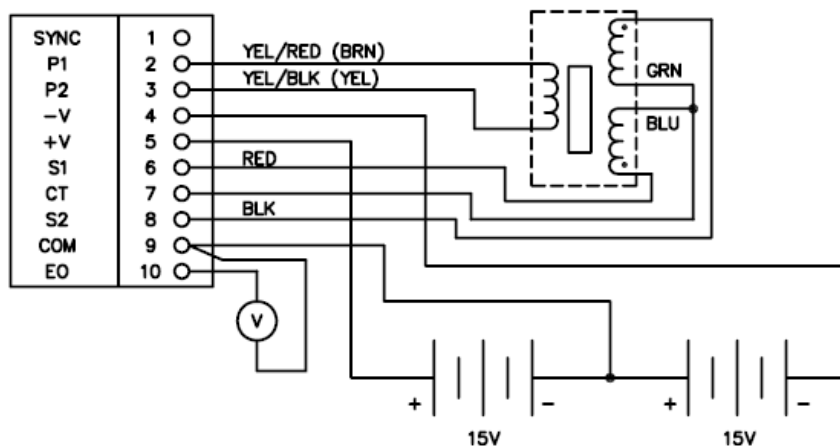
Output:	
Minimum	100 mV rms.
Maximum	5.6 V rms.
Frequency Response	250 Hz (-3db down low-pass 3-pole Butterworth)
Linearity	$\leq .05\%$
Operating Temperature	30° to 130° F (-1° to 54° C)
Storage Temperature	-40° to 255° F (-40° to 125° C)
Tempco	$< .02\% / ^\circ\text{F}$
Zero Suppression	± 6 Vdc
Output Impedance	$< 1\Omega$
Noise and Ripple	≤ 15 mV rms.
Stability	.05% of FSO (after 15 min. warm-up)

LVDT Voltage Module (LVM-110)

dimensions



wiring



The information in this sheet has been carefully reviewed and is believed to be accurate; however, no responsibility is assumed for inaccuracies. Furthermore, this information does not convey to the purchaser of such devices any license under the patent rights to the manufacturer. Measurement Specialties, Inc. reserves the right to make changes without further notice to any product herein. Measurement Specialties, Inc. makes no warranty, representation or guarantee regarding the suitability of its product for any particular purpose, nor does Measurement Specialties, Inc. assume any liability arising out of the application or use of any product or circuit and specifically disclaims any and all liability, including without limitation consequential or incidental damages. Typical parameters can and do vary in different applications. All operating parameters must be validated for each customer application by customer's technical experts. Measurement Specialties, Inc. does not convey any license under its patent rights nor the rights of others.

CONTATO

Endereço

Rua Sete de Setembro, 2671 - Centro
13560-181 - São Carlos - SP - Brasil

Telefone

+ 55 (16) 3371-0112

Fax

+ 55 (16) 3372-7800

Internet

www.metrolog.net
metrolog@metrolog.net



Metrolog Controles de Medição