

GCT Series is available in four different ranges from 0 to .250-inch, to 0 to 2.0-inches. This ruggedized two wire loop powered gage head is designed for harsh environments with its hermetically sealed stainless steel, housing and MS style connector. The .750" OD body can withstand up to 1000 psi of external pressure and is capable of operation completely submerged in fluid.

The loop powered, 2-wire GCT series Gaging transmitter is ideal for difficult industrial environments and remote locations where sensor power is not readily available and long cable runs are expected. The 4-20mA signal is less susceptible to EMI and RFI interference than low amplitude AC or DC position signals.

The spring loaded plunger and mounting system provide for simple installation in most applications. Utilizing LVDT technology, the GCT gage head resolution exceeds the excellent bearing repeatability of better than 1 micron.

FEATURES

- 4-20 mA, two wire operation
- < 0.5% Linearity
- All Welded Construction
- Spring Extend
- Self Contained Electronics
- Reverse Polarity Protection
- Intrinsic safety approval through Factory Mutual is Pending



APPLICATIONS

- Bridge Expansion Monitoring
- Pipeline Vibration Monitoring
- Valve Position
- Compressor Feedback
- Ideal for noisy environments

OPTIONS

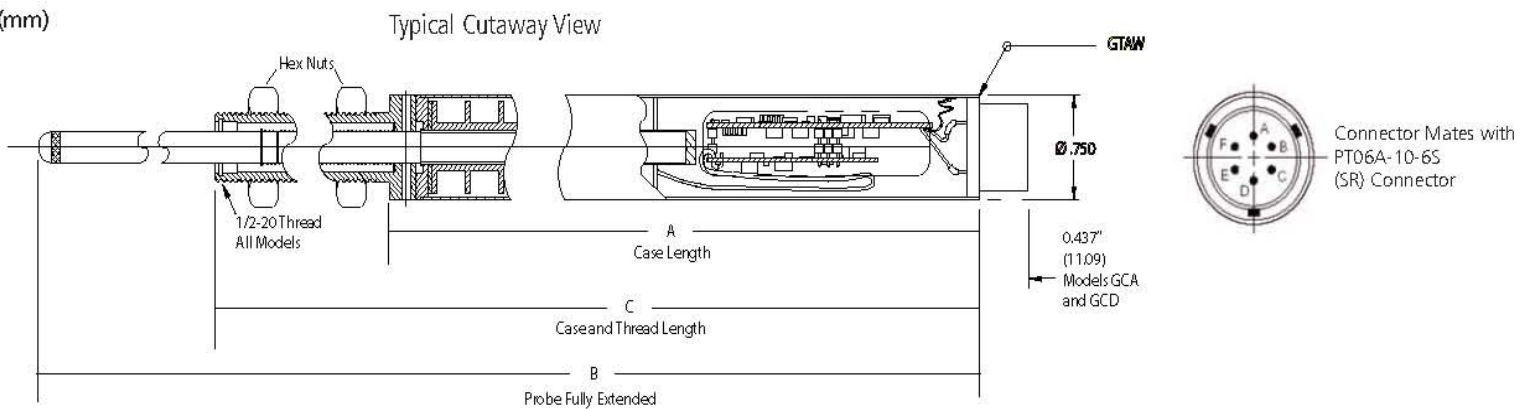
- Mating Connector
- Special Contact Tips
- Air Extend version is available

Mechanical Specifications

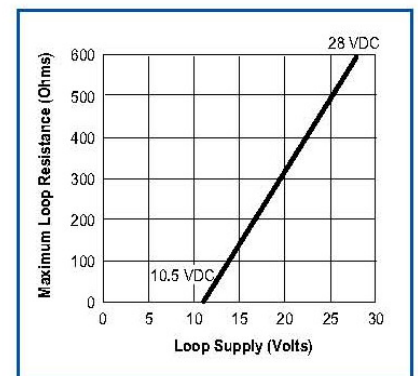
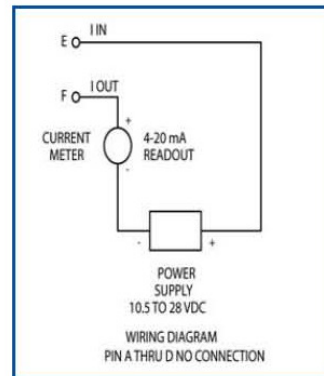
Linear Range	0-0.25", 0.50", 1.0" and 2.0"
Linearity	±0.5% of the Full Range
Repeatability	<25 micro inches
Output	4-20 mA, two wire loop
Loop Supply	12.75 to 28 VDC
Maximum Loop Resistance	600 OHMs @ 28 VDC
Output Noise and Ripple	25 µA rms (max)
Operating Temperature Range	-13F to 185F (.25C to 85C)
Coefficient of Sensitivity	0.04%/C (max)
Stability	0.10% after 30 minute warm up
Frequency Response	50 Hz (nominal – 3dB) electrical / 10 Hz Mechanical
Termination	6-pin hermetically sealed MS connector
Housing Material	AISI 400 series stainless steel

dimensions

in (mm)



MATRIX TABLE							
P/N	MODEL	RANGE	DIM A	DIM B	DIM C	PRETRAVEL	OVER TRAVEL
72350000-000	GCT-121-250	0-.250"	4.66 (118.36)	6.03 (153.16)	7.06 (179.32)	.20	.25
72350001-000	GCT-121-500	0-.500"	5.79 (147.06)	7.15 (179.07)	8.18 (207.77)	.20	.50
72350002-000	GCT-121-1000	0-1.000"	7.20 (182.88)	10.17 (258.32)	12.65 (321.31)	.20	1.00
72350003-000	GCT-121-2000	0-2.000"	9.45 (240.03)	14.94 (379.47)	17.40 (443.48)	.20	2.00



The information in this sheet has been carefully reviewed and is believed to be accurate; however, no responsibility is assumed for inaccuracies. Furthermore, this information does not convey to the purchaser of such devices any license under the patent rights to the manufacturer. Measurement Specialties, Inc. reserves the right to make changes without further notice to any product herein. Measurement Specialties, Inc. makes no warranty, representation or guarantee regarding the suitability of its product for any particular purpose, nor does Measurement Specialties, Inc. assume any liability arising out of the application or use of any product or circuit and specifically disclaims any and all liability, including without limitation consequential or incidental damages. Typical parameters can and do vary in different applications. All operating parameters must be validated for each customer application by customer's technical experts. Measurement Specialties, Inc. does not convey any license under its patent rights nor the rights of others.

CONTATO

Endereço

Rua Sete de Setembro, 2671 - Centro
13560-181 - São Carlos - SP - Brasil

Telefone

+ 55 (16) 3371-0112

Fax

+ 55 (16) 3372-7800

Internet

www.metrolog.net
metrolog@metrolog.net



Metrolog Controles de Medição