


Model EGAXT3 Accelerometer

Miniature Triaxial Design
DC Response
10,000 g Overrange Stops
Broad Temperature Range



The Model EGAXT3 miniature triaxial accelerometer combines a damping ratio of 0.7 (Nominal) with built-in overrange stops that are set to protect the unit against 10,000g shocks. This is ideal for applications which may experience rough handling or in situations where the accelerometer must survive a high initial overload in order to make a low g measurement. These units feature a Wheatstone Bridge output with compensated temperature range of 20 to 80 °C.

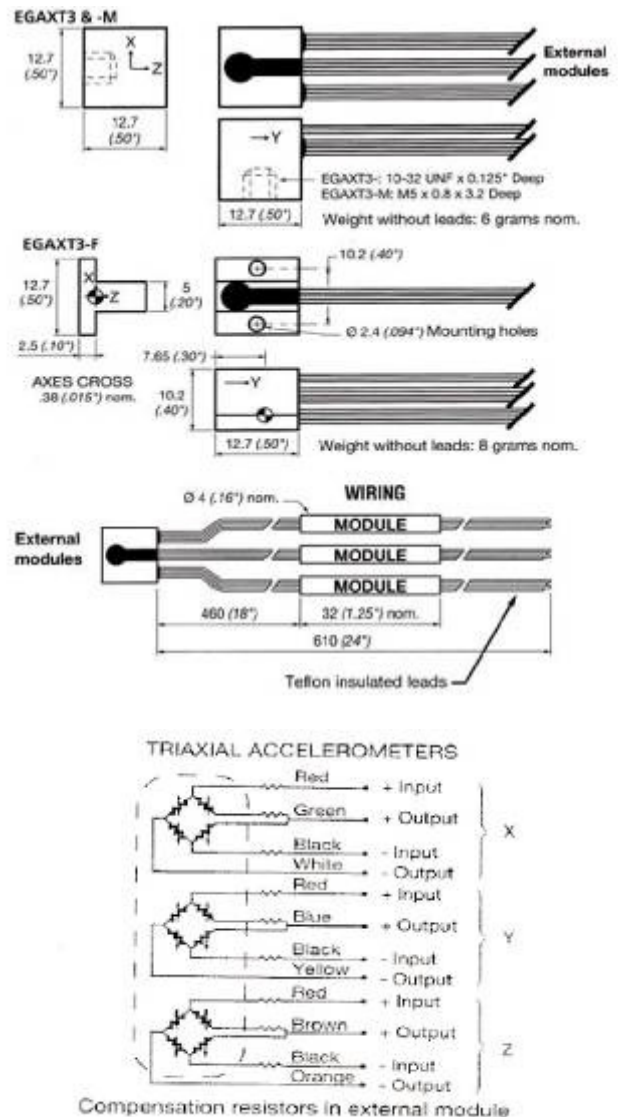
FEATURES

- Miniature Triaxial
- Low Weight
- Static and Dynamic Measurement
- Frequency Response through 3000 Hz
- ± 1% Non-Linearity
- -40°C to +120°C Operating Temperature Range
- 10,000 g Overrange Protection

APPLICATIONS

- Flight Test & Control
- Launch
- Robotics
- Shock Testing

dimensions



Model EGAXT3 Accelerometer

performance specifications

All values are typical at 24°C and at 15 Vdc excitation unless otherwise stated. Measurement Specialties, Inc. reserves the right to update and change these specifications without notice. Standard product parameters are described in PSC-1004 for Plug & Play DC Accelerometers.

Parameters

DYNAMIC

Range(+/-g)	5	10	15	25	50	100	250	500	1000	2500
Sensitivity EGAX (mV/g)	7.5	6.0	4.5	3	2.25	1.5	0.75	0.5	0.25	0.1
Freq. Resp. (Hz) / ±0.5dB	0-250	0-300	0-450	0-600	0-700	0-900	0-1000	0-1500	0-2000	0-3000
Resonance (Hz)	500	600	900	1200	1400	1700	2000	3000	4000	6000
Non-Linearity (%)						±1				
Transverse Sensitivity (% MAX)						3				
Zero Acceleration Output (mV)						±15				
Thermal Zero Shift (50°C/100°F)						±2.5mV/±2.5mV				
Thermal Sensitivity Shift (50°C/100°F)						1 to -4%				
Damping Ratio (Nominal)						0.7				

ELECTRICAL

Voltage Excitation (Vdc)				15
Input Resistance (Ohms)				1000
Output Resistance (Ohms)				450
Cable Output Connections	X	Y	Z	
	Red	Red	Red	+EXC
	Black	Black	Black	-EXC
	Green	Blue	Brown	+OUT
	White	Yellow	Orange	-OUT

PHYSICAL

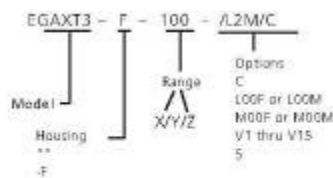
Case Material	Aluminum
Cable Connections	1 m, 4 conductor leads
Weight (grams)	6 grams
Mounting	Adhesive and Stud Mount Versions Available

ENVIRONMENTAL

Shock Limit for Sensitive Axis (g)	10,000
Operating Temperature (°C)	-40 to 120
Compensated Temperature (°C/)	20 to 80

The information in this sheet has been carefully reviewed and is believed to be accurate; however, no responsibility is assumed for inaccuracies. Furthermore, this information does not convey to the purchaser of such devices any license under the patent rights to the manufacturer. Measurement Specialties, Inc. reserves the right to make changes without further notice to any product herein. Measurement Specialties, Inc. makes no warranty, representation or guarantee regarding the suitability of its product for any particular purpose, nor does Measurement Specialties, Inc. assume any liability arising out of the application or use of any product or circuit and specifically disclaims any and all liability, including without limitation consequential or incidental damages. Typical parameters can and do vary in different applications. All operating parameters must be validated for each customer application by customer's technical experts. Measurement Specialties, Inc. does not convey any license under its patent rights nor the rights of others.

ordering info



COMPENSATED TEMPERATURE RANGES:	STANDARD	20°C to 80°C (70°F to 170°F)
5 WIRE BRIDGE WIRING FOR ADJUSTABLE ZERO OFFSET:	Z*	* Non-standard, contact factory
	S	= white
EXCITATION VOLTAGE:	STANDARD	+15VDC
	V00	= Replace "00" with Excitation between 1 and 15. If less than 15, Sensitivity (PSI) will decrease accordingly.
SPECIAL LEAD LENGTH:	LO0F	= Replace "00" with total length in feet.
	LO0M	= Replace "00" with total length in meters.
	MO0F	= Replace "00" with distance between sensor and module in feet.
	MO0M	= Replace "00" with distance between sensor and module in meters.
SPECIAL MODULE LOCATION:	C	= MicroTech type male or equivalent (600 mate)
CONNECTOR WIRED TO CABLE:	C	

CONTATO

Endereço

Rua Sete de Setembro, 2671 - Centro
13560-181 - São Carlos - SP - Brasil

Telefone

+ 55 (16) 3371-0112

Fax

+ 55 (16) 3372-7800

Internet

www.metrolog.net
metrolog@metrolog.net



Metrolog Controles de Medição