

MODEL 4600 Accelerometer



Advanced temperature compensation

Hermetically Sealed

High Sensitivity

MEMS Accelerometer

DESCRIPTION

The Model 4600 is designed for both static and dynamic measurements in critical and demanding applications. The accelerometer is available in ranges from ± 2 to $\pm 500g$ and offers outstanding thermal performance over the complete operating range from -40°C to $+100^{\circ}\text{C}$. The model 4600 is hermetically sealed and incorporates an enhanced MEMS sensing element with integral over-range stops for high-g shock protection.



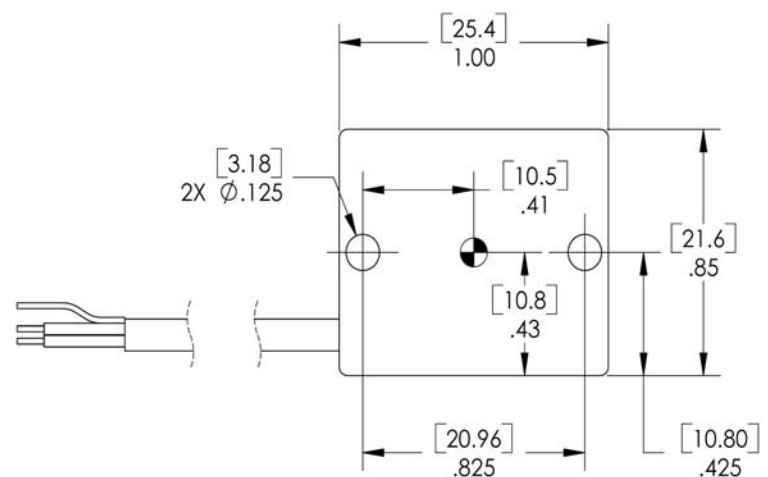
FEATURES

- ◆ $\pm 2g$ to $\pm 500g$ Dynamic Range
- ◆ Amplified Output
- ◆ Lower Power Consumption
- ◆ Gas Damping
- ◆ Integral Strain Relief
- ◆ DC, Low Frequency Response

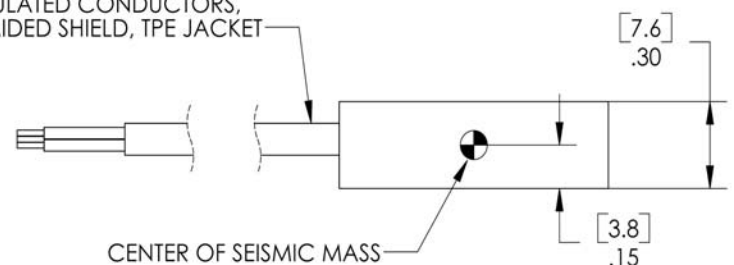
APPLICATIONS

- ◆ Flight Testing
- ◆ Flutter & Nacelle Vibrations
- ◆ Road Vehicle Testing
- ◆ Structural Testing
- ◆ Test & Instrumentation
- ◆ Performance Testing
- ◆ Transportation

dimensions



4X #32 AWG TEFLON
INSULATED CONDUCTORS,
BRAIDED SHIELD, TPE JACKET



Vibration Sensors Technical
Support:
Tel: 949-716-5377
Fax: 949-916-5677
Email: vibration@meas-spec.com



Model 4600 Accelerometer

performance specifications

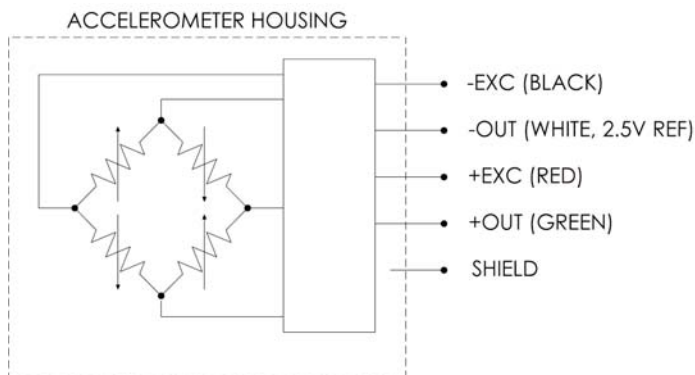
All values are typical at 25°C, 100HZ and 12Vdc excitation unless otherwise stated.

Measurement Specialties reserves the right to update and change these specifications without notice.

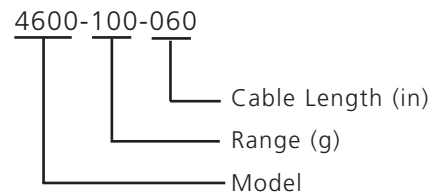
PARAMETERS

DYNAMIC						
Range	+/-2	+/-10	+/-30	+/-50	UNITS	NOTES
Sensitivity	1000	200	67	40	mV/g	Typical
Frequency Response	0-250	0-400	0-700	0-1000	Hz	+/- 5%
Range	+/-100	+/-200	+/-500		UNITS	NOTES
Sensitivity	20	10	4		mV/g	Typical
Frequency Response	0-1500	0-1500	0-1500		Hz	+/- 5%
Non-Linearity		+/-0.5			% FSO	
Transverse Sensitivity		+/-1			%	+/-2% Maximum
Zero Acceleration Output		2.50+/-0.05			V	
Thermal Zero Shift (-40 to +100°C)		+/-0.01			% FSO/°C	
Thermal Sensitivity Shift (-40 to +100°C)		+/-0.01			%/°C	
Damping Ratio		0.70				Gas Damped
ELECTRICAL						
Excitation Voltage		8 to 36			Vdc	
Excitation Current		5.0			mA	Typical
Bias Voltage		2.5			Vdc	
Output Impedance		100			Ohms	Maximum
Insulation Resistance (@ 50Vdc)		100			MΩ	Minimum
Ground Isolation		Isolated				
PHYSICAL						
Base and Lid Material		Aluminum				Hard Anodized
Weight		8			grams	
Mounting		2x #4 or 2x M3 Screws				6 lb-in mounting torque
ENVIRONMENTAL						
Shock Limit		10,000			g's	
Operating Temperature		-54 to +121			°C	
Humidity		Electronics & sensor element hermetically sealed				

electrical schematic



ordering information



Vibration Sensors Technical Support:
 Tel: 949-716-5377
 Fax: 949-916-5677
 Email: vibration@meas-spec.com



CONTATO

Endereço

Rua Sete de Setembro, 2671 - Centro
13560-181 - São Carlos - SP - Brasil

Telefone

+ 55 (16) 3371-0112

Fax

+ 55 (16) 3372-7800

Internet

www.metrolog.net
metrolog@metrolog.net



Metrolog Controles de Medição